



# Douglas County Department of Corrections

3

*Michael Myers, MS, LMHP CJM*  
*Director*

*Amber Redmond, CJM*  
*Deputy Director*

**TO:** Commissioner Chris Rodgers  
Commissioner Mary Ann Borgeson  
Commissioner James Cavanaugh  
Commissioner Maureen Boyle  
Commissioner P.J. Morgan  
Commissioner Mike Friend  
Commissioner Roger Garcia

**FROM:** Michael Myers, MS, LMHP, CJM  
Director of Corrections

**DATE:** May 9, 2023

**SUBJECT:** Board of Corrections Report for April, 2023

Enclosed you will find the monthly report.

• **Enclosure 1 (Administrative Services):**

- After the tenth month of the fiscal year we are \$936,780 under budget. We have been encumbering funds allocated to safety renovations which will continue into the following fiscal year.
- \$852,347 were spent on overtime costs in April, this is a significant decrease of approximately \$600,000 from the previous month. We project overtime costs will maintain during May, begin to drop in June, and drop significantly in July when the impact of being fully staffed is realized.
- Nearly \$800,000 in bond payments were processed.

• **Enclosure 2 (Community Corrections /Reentry Services):**

- The Sanction Center and Transitional Discharge Center placed a total of 21 individuals in Community Corrections and saved a combined 110 bed days.
- Work Release
  - Admitted 11 individuals
- House Arrest
  - House Arrest admitted 49 individuals
- Reentry Assistance Program (RAP)
  - RAP admitted 27 individuals
  - One individual achieved a GED
- Reentry Services/Therapeutic Communities
  - A significant portion of the data for this report was not available in time for this report due to an unexpected staff absence.
  - One individual achieved a GED

***A Nationally Accredited Jail***

American Correctional Association • National Commission for Correctional Health Care

710 South 17th Street, Omaha, Nebraska 68102

(402) 444-7400 • Fax (402) 444-6088

<http://dccorr.com>

- Pre-trial Services
  - Full integration of data systems is in progress for the revised Pretrial Release supervision program.
    - 223 Individuals were placed on Pretrial Release
    - 945 Individuals were supervised on Pretrial Release
    - 479 Individuals participated in 24/7 Sobriety
    - 146 Individuals were supervised via GPS monitors
      - 3,154 jail bed days were saved
- Law library utilization via the tablet system continues to be strong. We have been able to reduce the resources dedicated to our traditional law library as a result.
- **Enclosure 3 (ACA, NCCHC, PREA - Compliance)**
  - Regular annual documentation is being collected for all compliance processes. We are entering the final year of our ACA audit cycle. Re-accreditation audits for the Jail and Community Corrections will occur in October 30<sup>th</sup>-November 3<sup>rd</sup>, 2023.
- **Enclosure 4 (Personnel)**
  - Seven officers below the rank of Sergeant left employment in April, however six of those were individuals who did not complete the training academy. Only one resignation was from a veteran officer who left to pursue a career with Homeland Security.
  - Twenty-nine officers graduated in the Legislative Chambers on April 7<sup>th</sup>. They completed field training two weeks later.
  - Forty-two officers are currently in our academy and will graduate on May 26<sup>th</sup>.
  - As of April 30<sup>th</sup>, we were 103.4% staffed. We will now pause hiring and focus our training resources on our existing staff members before scheduling another academy in a few months. Achieving full staffing for the first time in approximately fifteen years is the culmination of a fantastic team effort.
  - Katie Sanduski was promoted to the rank of Lieutenant.
- **Enclosure 5 (Population)**
  - Admissions      1,268, an increase of 130
  - Releases        1,271
  - High Count     1,035
  - Low Count      986
  - Average daily population (ADP)
    - 1,011, a decrease of 63
  - Custodial Sanction Bed Days
    - 63, a decrease
  - U.S. Marshal population increased
  - Felony pre-trial population decreased
  - Misdemeanor pre-trial population decreased slightly
  - Probation violations remained stable
  - 17% of our population were between the ages of 18-24
  - 66% of our population were minorities, an increase of 2%
  - 16% of our population were female
  - 17% of our population were homeless or near homeless

- **Enclosure 6 (Medical)**
  - Intake Screenings
    - 1,442
  - Health and Physical Assessments
    - 388
  - Inmates were sent out twenty-three times for emergent medical care. Thirteen of those were by 911. There were five hospital admissions, which resulted in fourteen days of hospitalization.
  - There were 46 offsite specialty medical appointments.
  - Covid vaccine clinics continue to be offered regularly to the incarcerated population.
- **Enclosure 7 (Mental Health)**
  - Initial Psychiatric Assessments
    - 148
  - Initial Mental Health Assessments
    - 223
  - Mental Health Infirmary Placements (suicide precautions)
    - 141
  - Individuals placed on drug and alcohol withdrawal protocols
    - 194
  - Referrals to Community Based Mental Health Services
    - Board of Mental Health Referrals
      - 23 (the highest in recent memory)
    - Long Term Psychiatric Facility (Lincoln Regional Center)
      - 1
  - 44% of our population was diagnosed with a mental illness
- **Enclosure 8 (Security Operations & Honor Guard)**
  - Crisis Negotiation Team (CNT)
    - There were eight deployments, seven of which were de-escalated without requiring physical force.
  - Correctional Emergency Response & Transport Team (CERTT)
    - There were deployments for a cell extractions which were completed with minimal force required.
    - Quarterly CERTT training was completed focusing on Riot Response scenarios
  - Searches
    - Eleven searches of housing units were conducted. Contraband recovered included items used for tattooing, one shank, hoarded medication, and ingredients for fermenting alcohol.
  - Honor Guard
    - Participated in the services for a Mills County Corrections Officer at the request of the family.
- **Other noteworthy items**
  - Work on the facility-wide safety project continues. When concluded, all housing units with a top tier will have safety netting installed and top bunks are being replaced. The male and female infirmaries have been temporarily relocated to housing units where the project has been completed. Renovation of the infirmaries is underway and will be completed approximately June 1<sup>st</sup>. This project will continue throughout much of the balance of 2023.
  - Preparation for our role as the host agency for the 2023 American Jail Association National Conference and Jail Expo is ramping up. The conference will be held at the CHI Health Convention Center May 20-24.

- Lastly, Bill Young was hired as our Wellness and Retention Coordinator. During his tenure as a correctional officer for Douglas County, Bill became nationally known in field of Corrections for his passion and knowledge for the well-being of correctional officers. Bill has authored two books on the subject and is currently writing a third. He has even appeared on “Dr. Phil.” He is an invited speaker around the nation on these matters and we are very fortunate to have him in Douglas County. Bill will help coordinate activities relating to our Peer Support Team, respond in crisis situations, and develop a variety of programs and resources to improve the physical and emotional health of our staff. Improved employee recognition processes, and implementation of Yoga for First Responders have already begun during Bill’s brief time in this position. In addition, Bill has assisted several staff who have experienced crisis by setting up referrals and appointments to needed services, even accompanying staff members at those appointments when needed. Before I bring Bill up to tell you more about his vision, I want to show you a video which features Bill and describes the need for agencies to respond to the toll working in corrections can have on those who practice this profession.

cc: Chief County Administrator  
File

# DOUGLAS COUNTY DEPARTMENT OF CORRECTIONS

## Commissioners Report for Corrections

**SUBJECT:** Administrative Services (Enclosure 1)

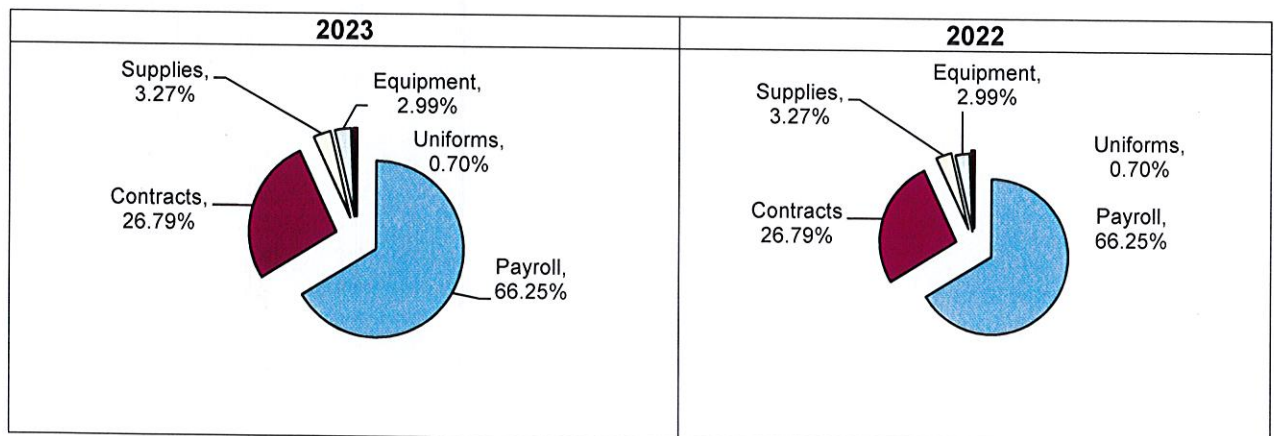
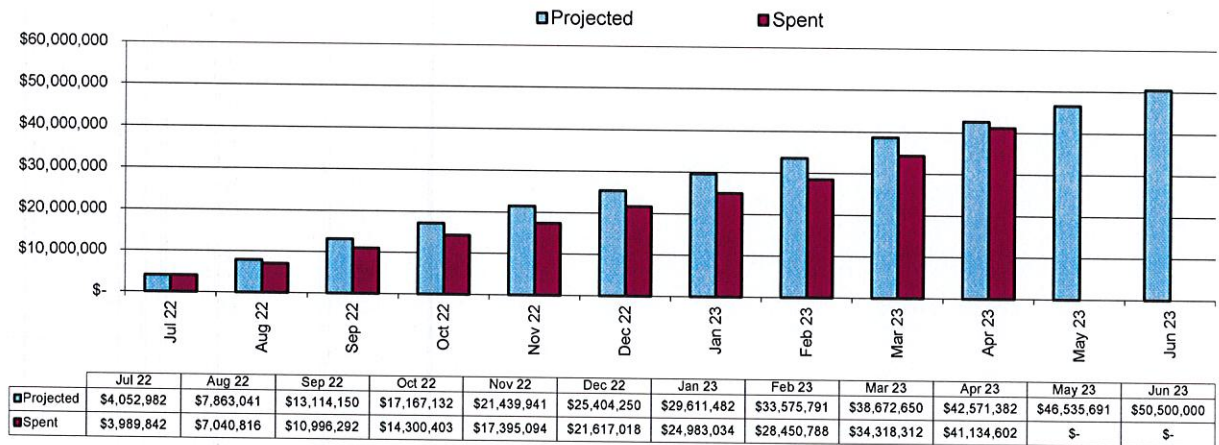
**BACKGROUND:** Having completed the tenth month (April, 2023) of the budget year July 2022-June 2023, the following is a summary of our budget and staffing:

### Expenses:

We are \$936,780 under budget. We projected we would have spent \$42,571,382 while actual expenditures were \$41,634,602. The surplus will be used for safety projects underway. Following is a breakdown:

	Personnel Services	Purchased Services	Supplies	Equipment	Capital	Other Non-Personal	Overall
Budgeted:	\$33,456,778	\$13,528,173	\$1,651,670	\$1,508,688		\$354,691	\$50,500,000
Projected YTD:	\$27,880,648	\$11,273,478	\$1,376,392	\$1,257,240		\$354,691	\$42,571,382
Spent YTD:	\$30,765,260	\$9,369,752	\$1,108,171	\$358,357		\$33,062	\$41,634,602
Balance:	-\$2,884,612	\$1,903,726	\$268,221	\$898,883		\$321,629	\$936,780

Following is a graphical representation of expenditures by budget category for the current and last budget years:



**Grant and Inmate Account:**

Following is a summary of grant expenditures which are reimbursed to the General Fund.

**Grant Expenditures and Reimbursement Received**

-	-	Spent		Reimbursed		
Grant	Amount	To Date	FY2023	To Date	FY2023	Status
BWC (Body Worn Camera) Grant	\$375,841	\$372,000	\$0	\$372,000	\$0	Open
BWC (Body Worn Camera) Match	\$383,503	\$329,733	\$252,396	\$0	\$0	Open
JAG 2019	\$3,000	\$2,827	\$2,827	\$2,827	\$2,827	Closed
JAG 2020	\$33,317	\$33,317	\$9,198	\$24,119	\$24,119	Open
JAG 2021	\$27,537	\$0	\$0	\$0	\$0	Open
JAG 2022	\$30,000	\$0	\$0	\$0	\$0	Open
JRI	\$105,600	\$0	\$0	\$105,600	\$0	Open
JRI 2019	\$177,450	\$0	\$0	\$177,450	\$177,450	Open

**Revenue:**

Following is a summary of revenue received year to date:

	<u>Annual Budget</u>	<u>Monthly Budget</u>	<u>Total Received</u>	<u>Monthly Received</u>
Federal Grants	\$1,000,000	\$83,333	\$26,946	\$0
Other Grants	\$0	\$0	\$0	\$0
Miscellaneous Revenue General Gov	\$52,530	\$4,378	\$935	\$94
Jail Housing City	\$5,500,000	\$458,333	\$3,276,739	\$327,674
Jail Housing USM	\$4,600,000	\$383,333	\$3,378,360	\$337,836
Jail Housing ICE	\$2,000,000	\$166,667	\$0	\$66,945
Jail Housing Other	\$89,000	\$7,417	\$29,186	\$2,919
Jail Housing Other Agencies	\$315,000	\$26,250	\$0	\$0
State Criminal Alien Assist Prog	\$0	\$0	\$669,448	N/A
RAP Program Fees	\$45,000	\$3,750	\$22,625	\$2,262
House Arrest Program Fees	\$0	\$0	\$295,923	\$29,592
Work Release Program Fees	\$0	\$0	\$30,460	\$3,046
Social Security Administration	\$69,200	\$5,767	\$45,900	\$4,590
Inmate Pay Phones	\$0	\$0	\$89,765	\$8,976
Miscellaneous Revenue	\$0	\$0	\$72,349	\$7,235
24/7 Sobriety Program Fees	\$500,000	\$41,667	\$272,758	\$27,276
Inmate Account Reimbursement	<u>\$3,100,000</u>	<u>\$258,333</u>	<u>\$2,639,878</u>	<u>\$263,988</u>
	<b>\$17,270,730</b>	<b>\$1,439,228</b>	<b>\$10,851,271</b>	<b>\$1,082,432</b>



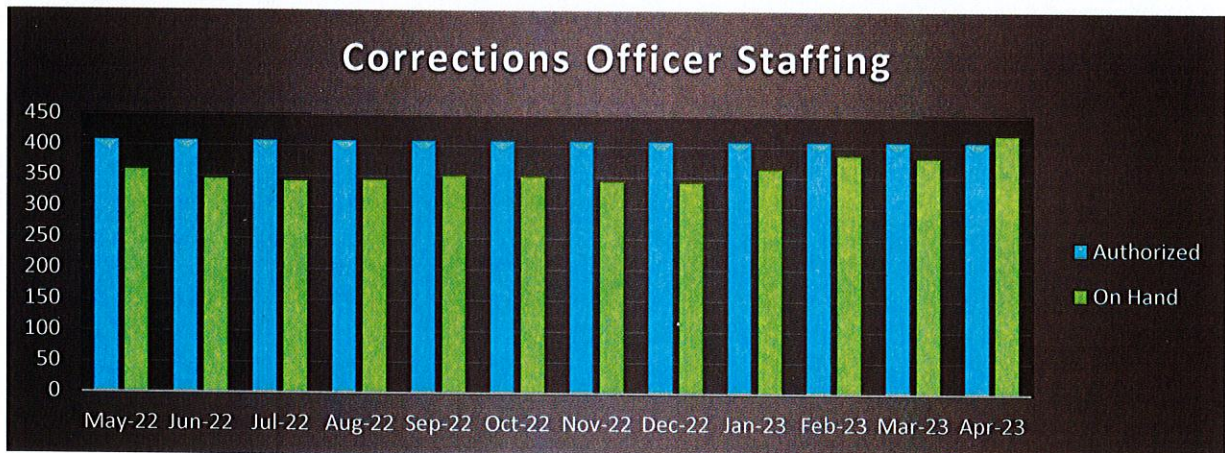
### Staffing:

During the month of April, Officers Genesis Coffman, Jacob McDowall, Debra Atkinson, Andrew Roker, Tabari Harvey, Ashley Bates and Kimberly Haley left employment. James Barnett was promoted from a COI to COII. Freddie Ross was hired as a Reentry Specialist. Katie Sanduski was promoted to Lieutenant. Also, the new academy class of forty-four officers will graduate on May 26<sup>th</sup>, 2023.

#### Summary of Department Staffing as of April 30, 2023

<u>Position</u>	<u>Authorized</u>	<u>On Hand</u>	<u>Percent</u>
CO IV (Lieutenant)	12	13	108.3%
CO III (Sergeant)	47	46	97.9%
Corrections Officer	349	361	103.4%
Classification Officer	8	8	100.0%
Supervisor, Inmate Accounts & Services	8	8	100.0%
Inmate Accounts Specialist	18	17	94.4%
Inmate Services Associate	7	4	57.1%
Mgt & Support	45	38	84.4%
	494	495	100.2%

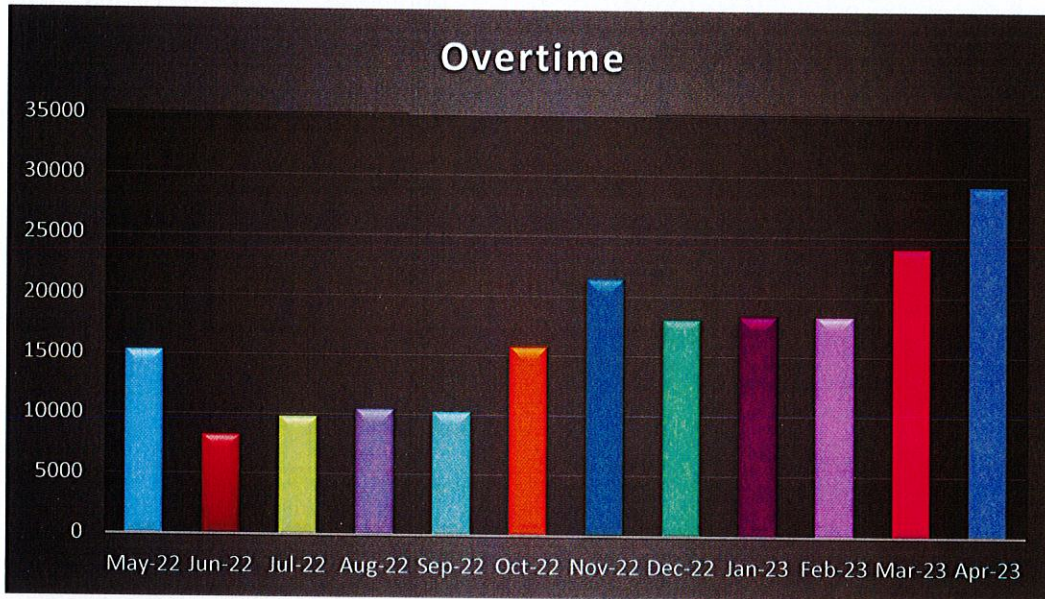
#### Correctional Officer Staffing Fiscal Years 2022- 2023



### Overtime:

Our overtime for the month of April is as follows: The overtime hours were 17,626 and the associated cost was approximately \$852,374.20.

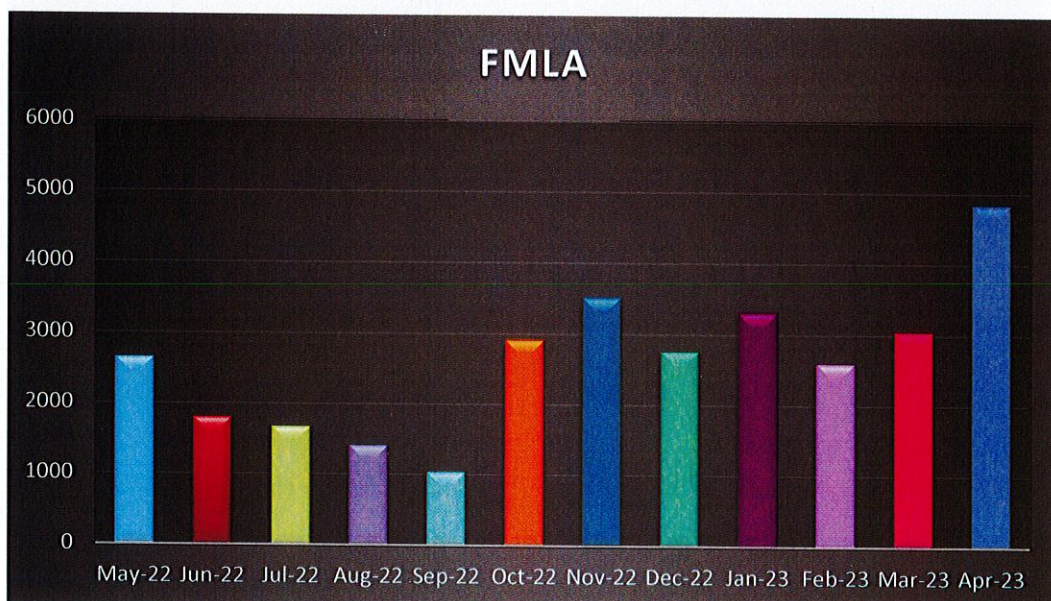
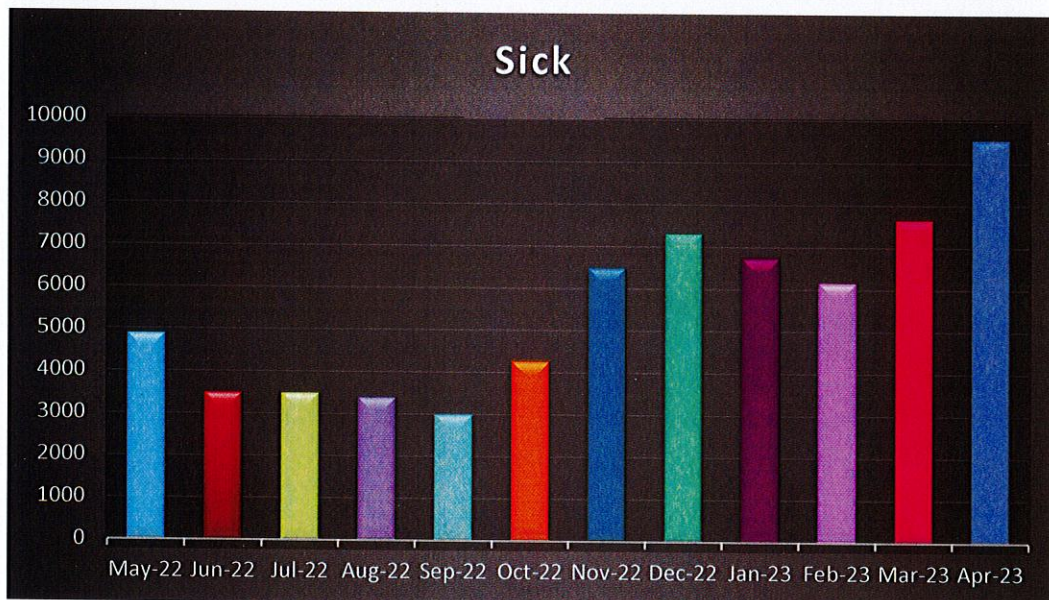
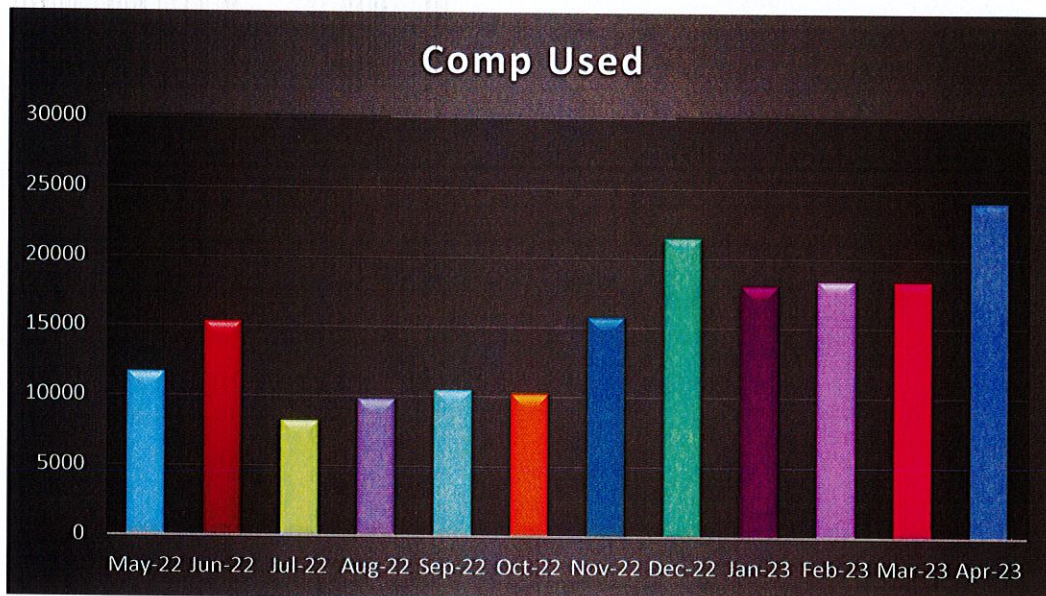
**RECOMMENDATION:** We are fully staffed for our security staff! We have planning meetings scheduled for our future hiring needs that will hopefully keep us at our optimal staffing levels.



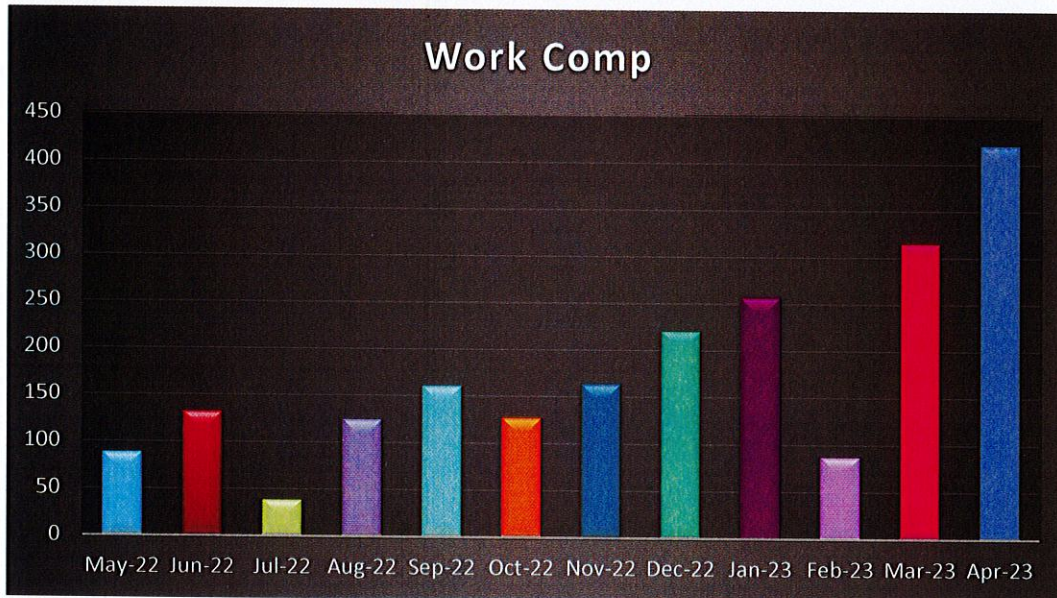
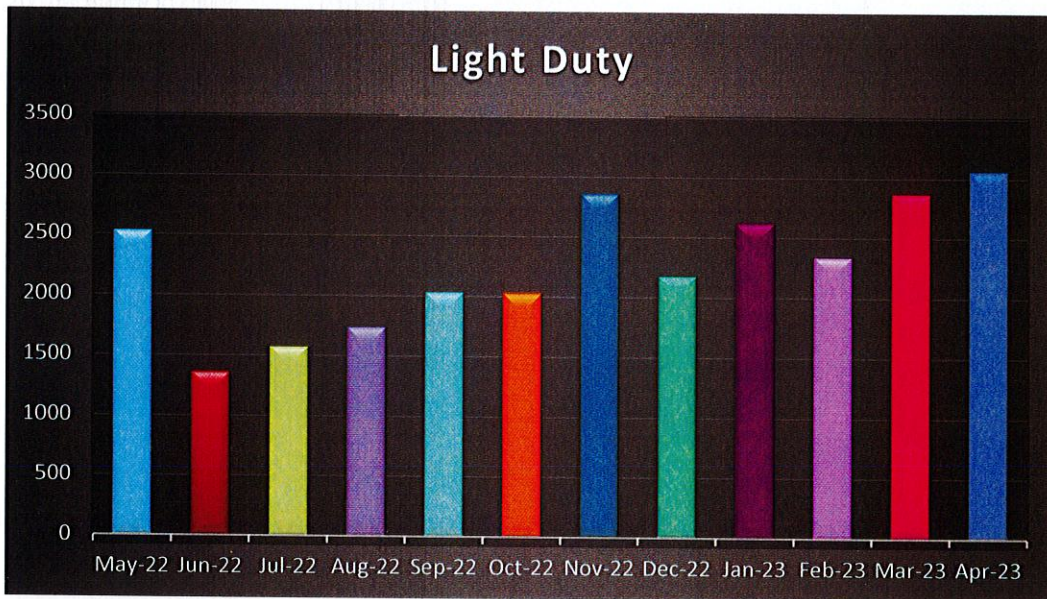
### Exception Time





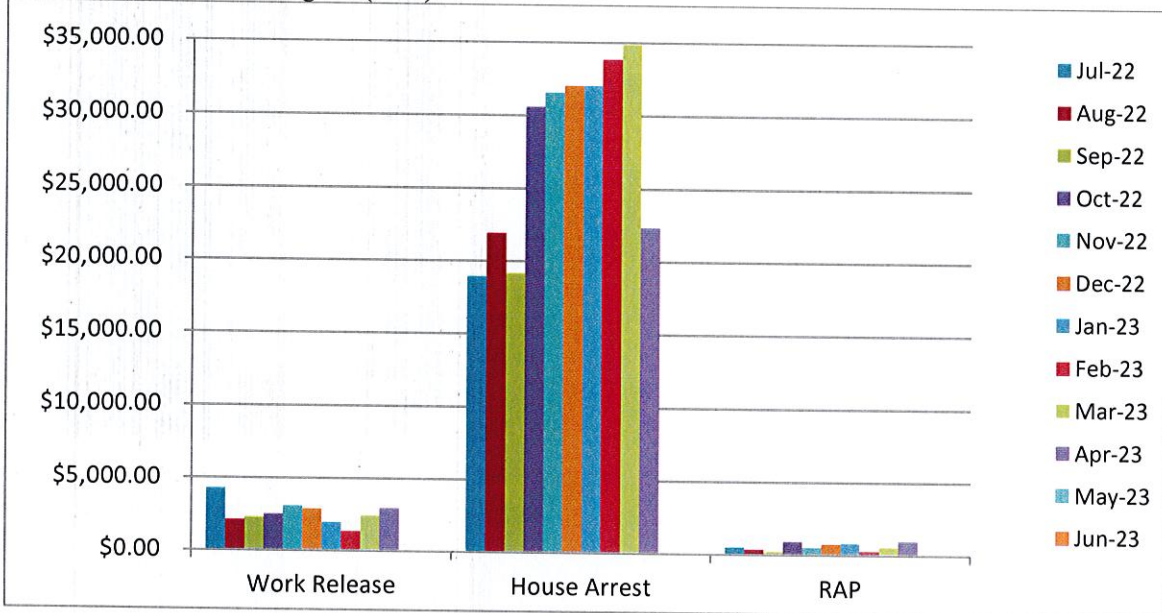




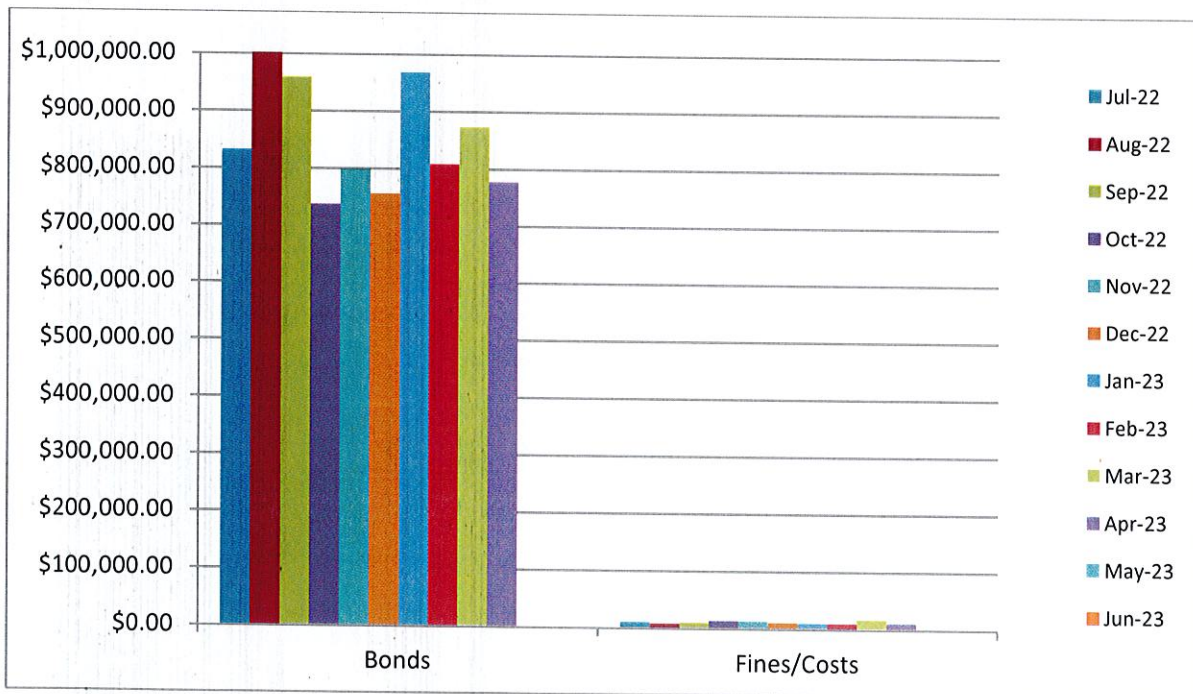


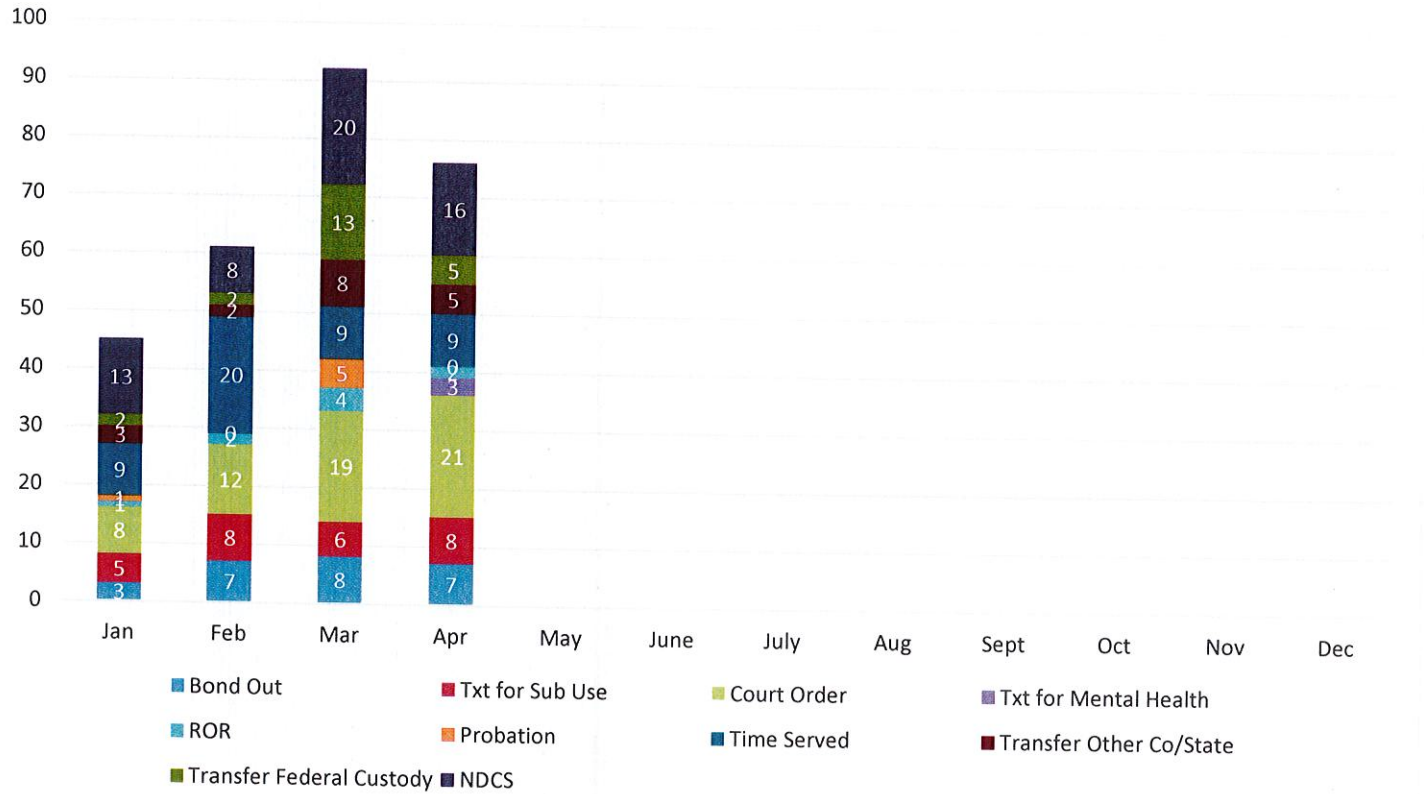
### AREA: Inmate Accounts and Services

The following is the Revenue collected from the Criminal Justice Center for Work Release, House Arrest, and Reentry Assistance Program (RAP):



The following graph shows the total Bonds/Fines and Costs collected for incarcerated individuals:

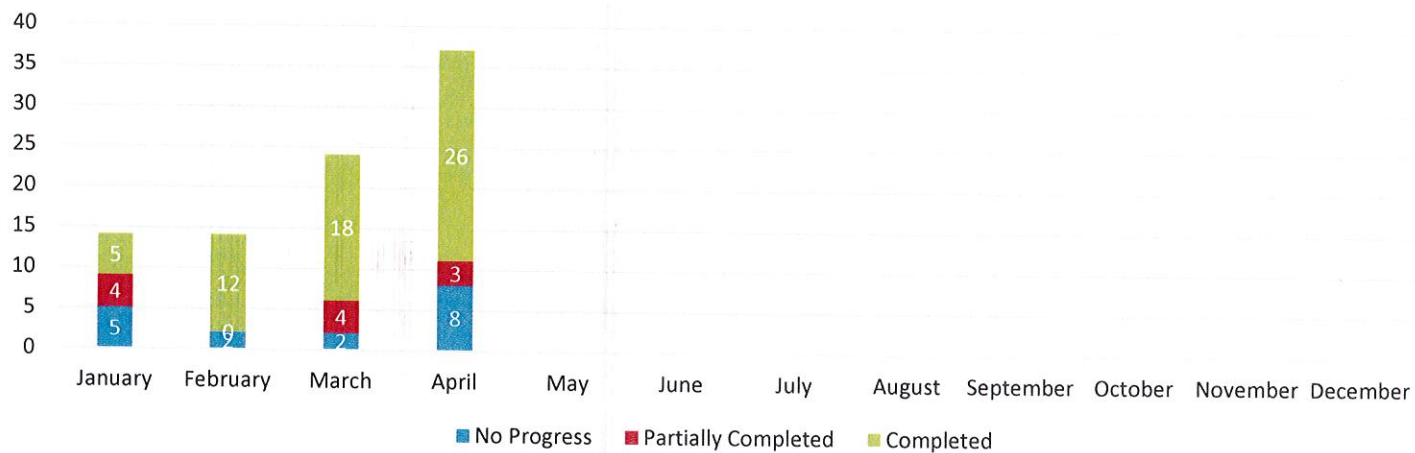




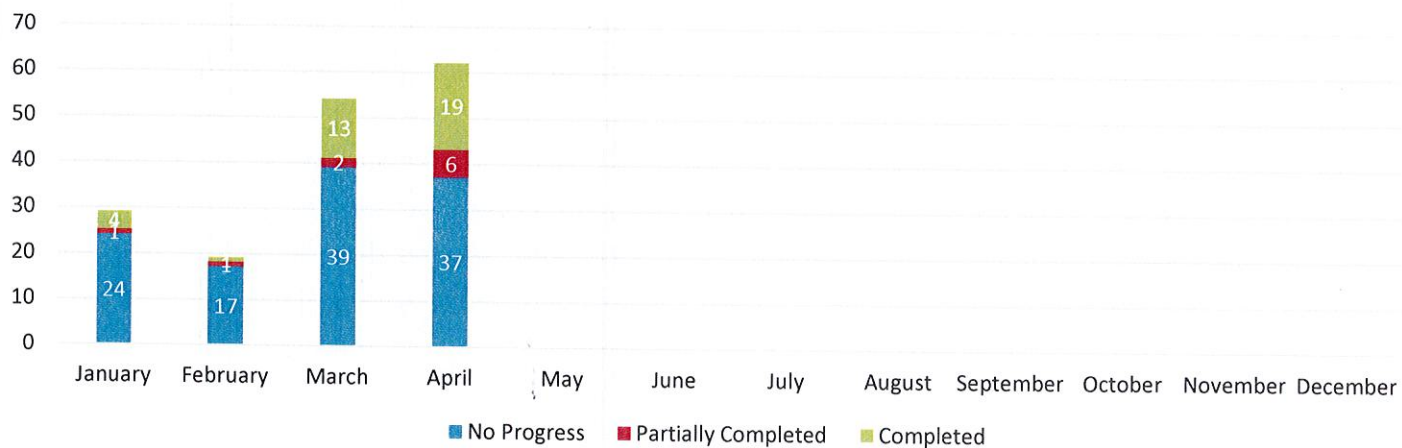


## Goal Completion Summary

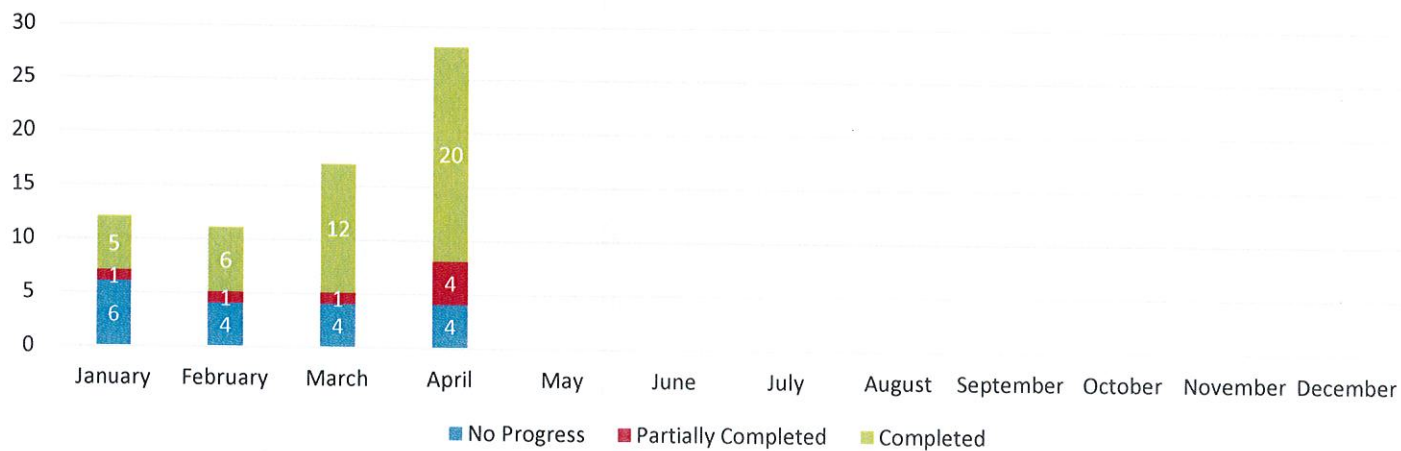
### Community Resources



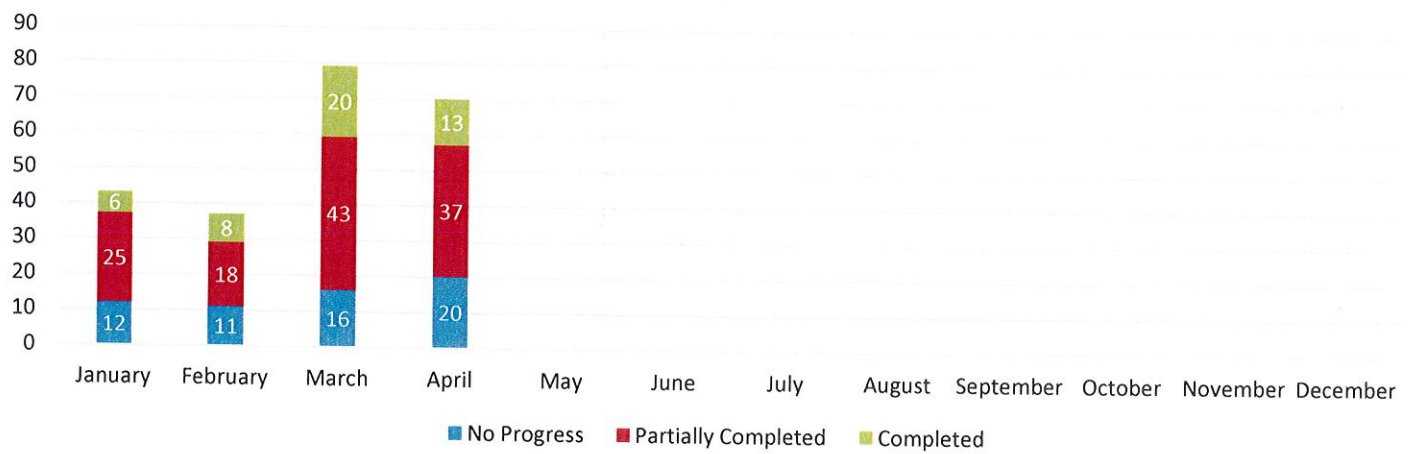
### Medical & Dental



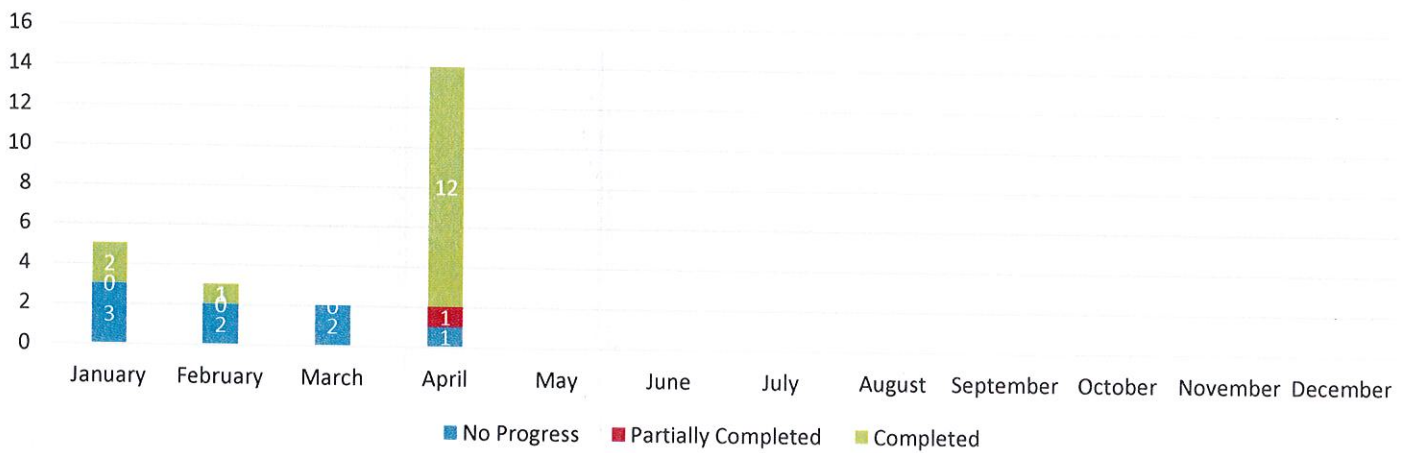
### Housing



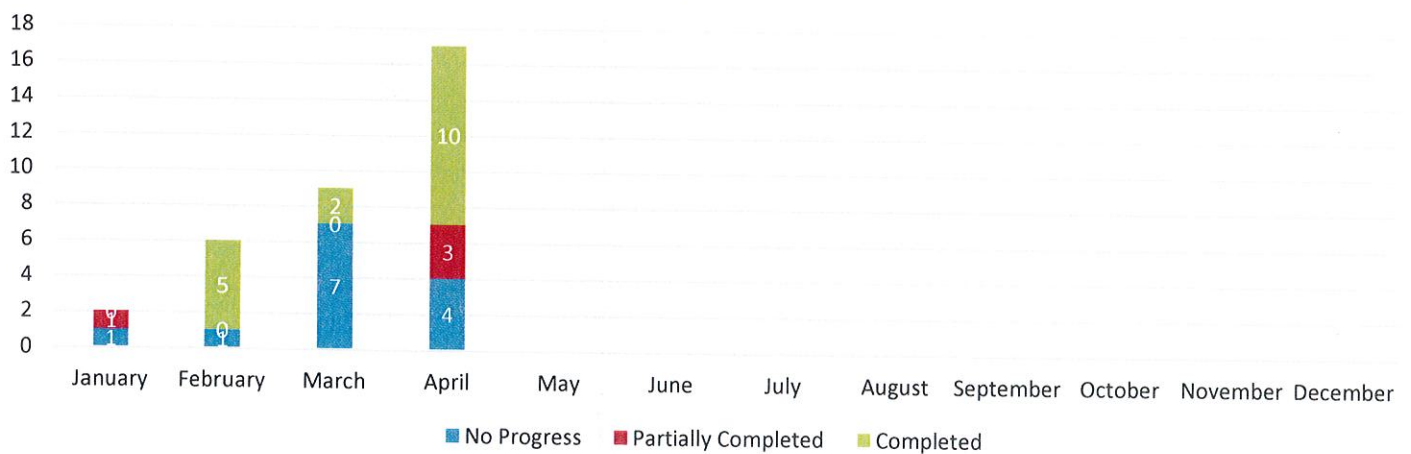
### Thinking Skills



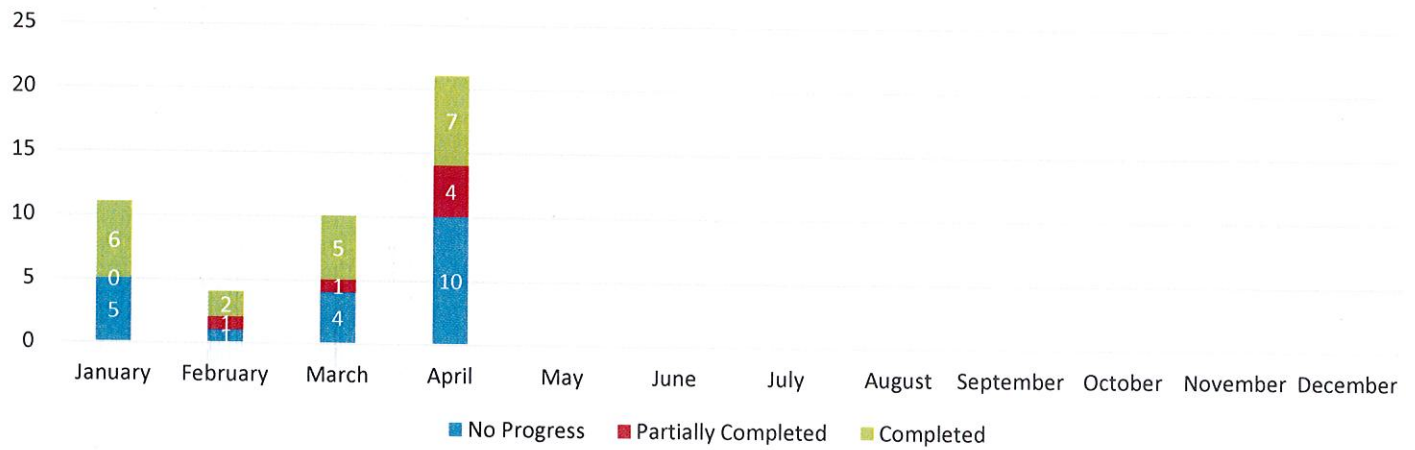
### Transportation



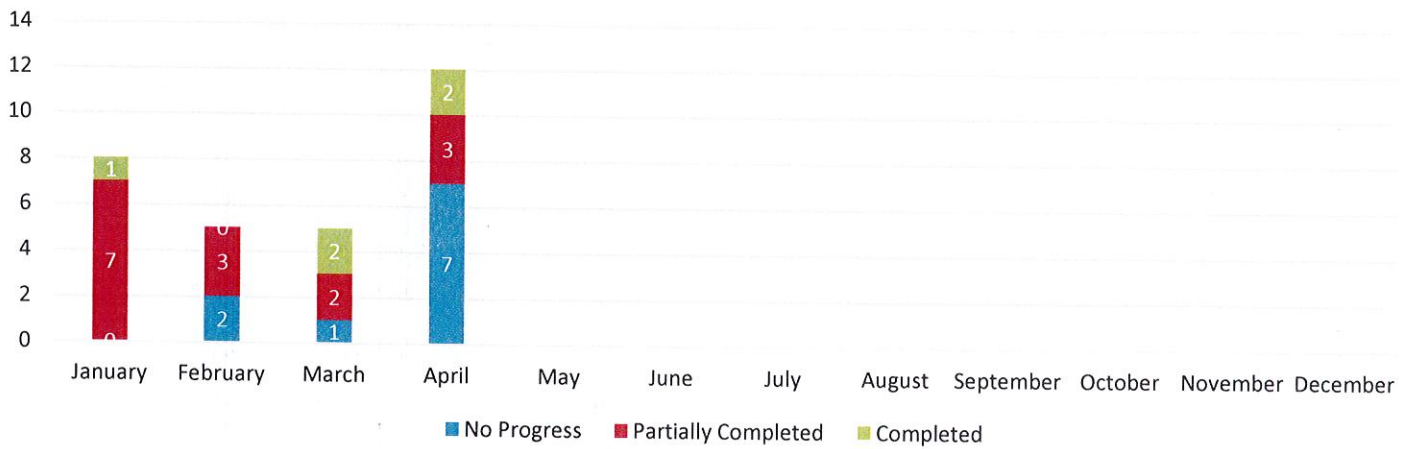
### Family & Social



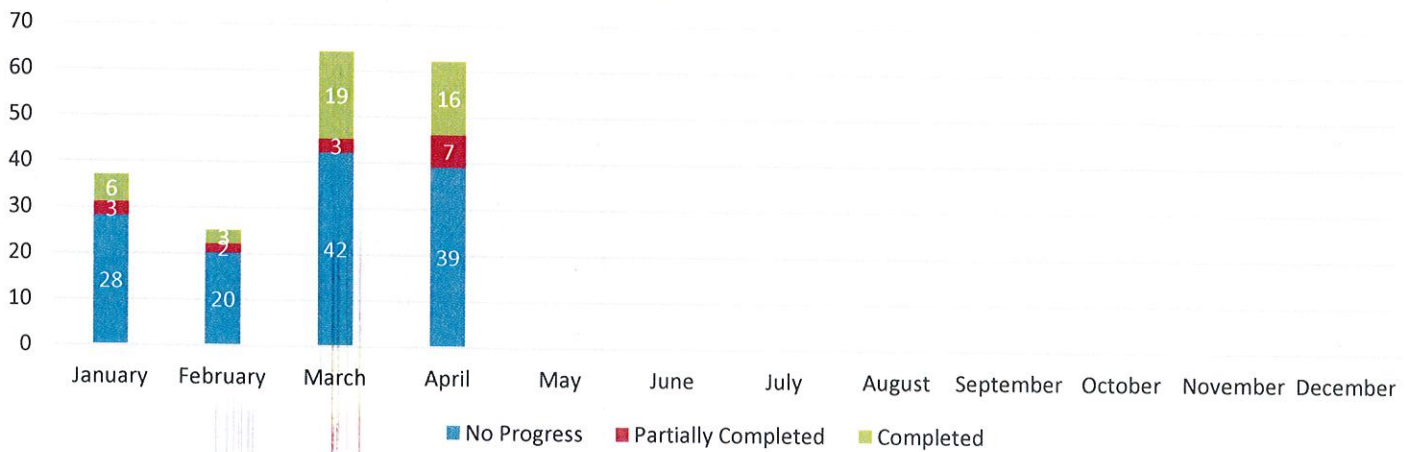
## Identification



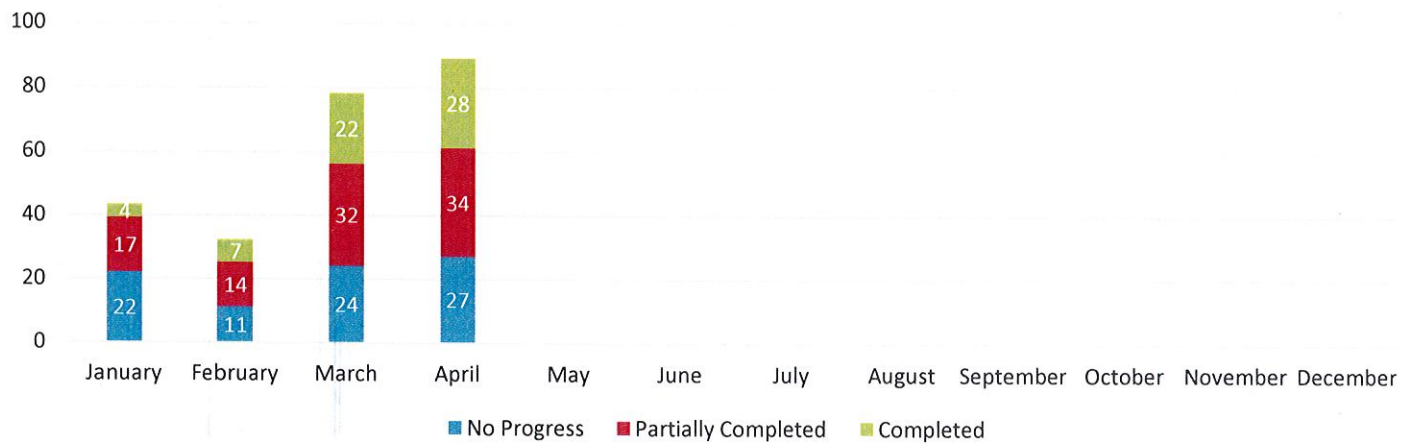
## Education



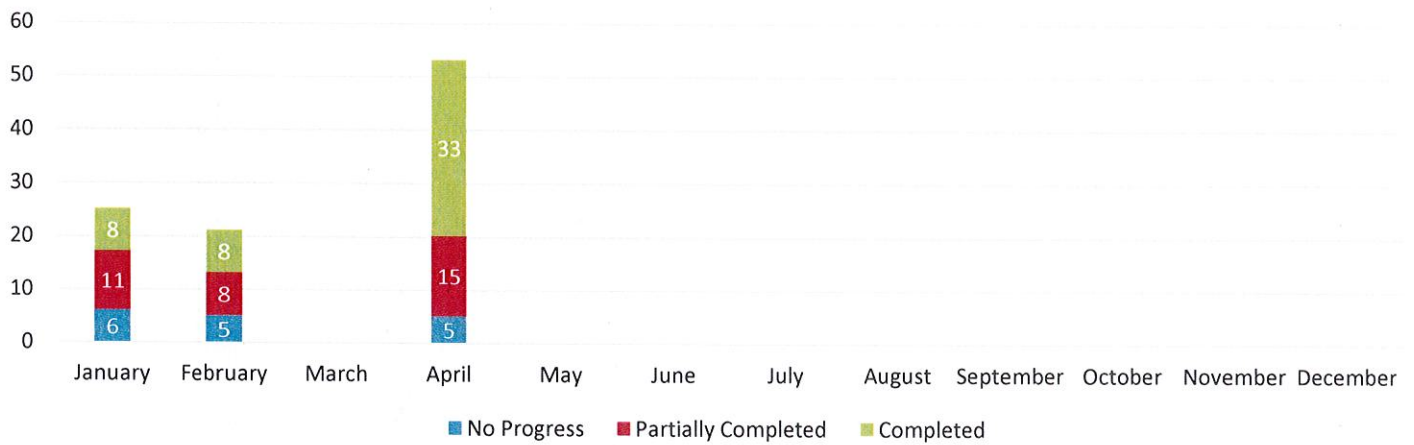
## Employment



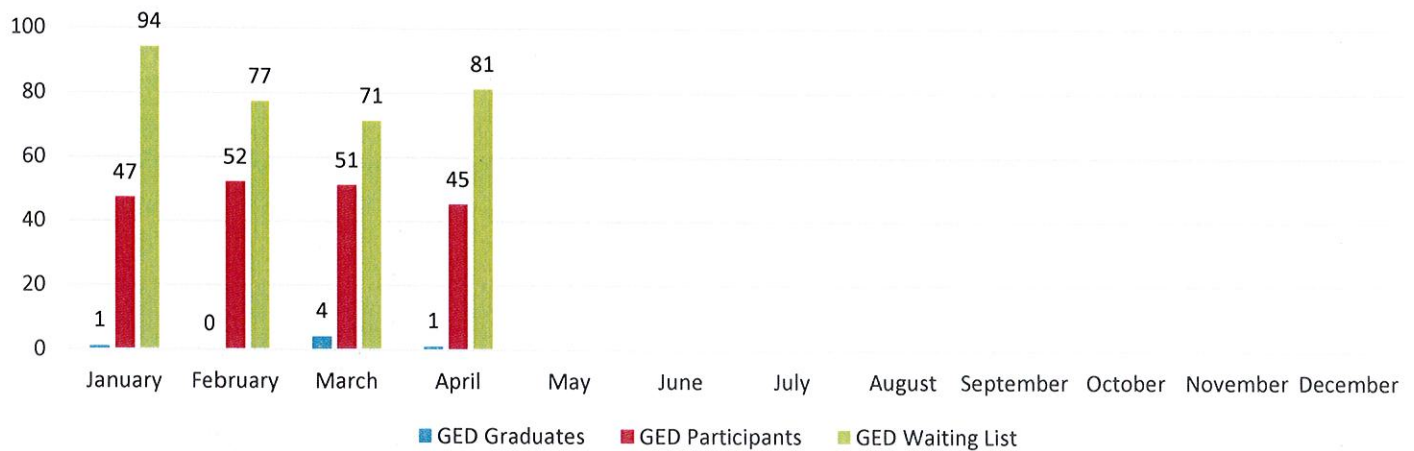
## Mental Health



## Substance Use



## GED



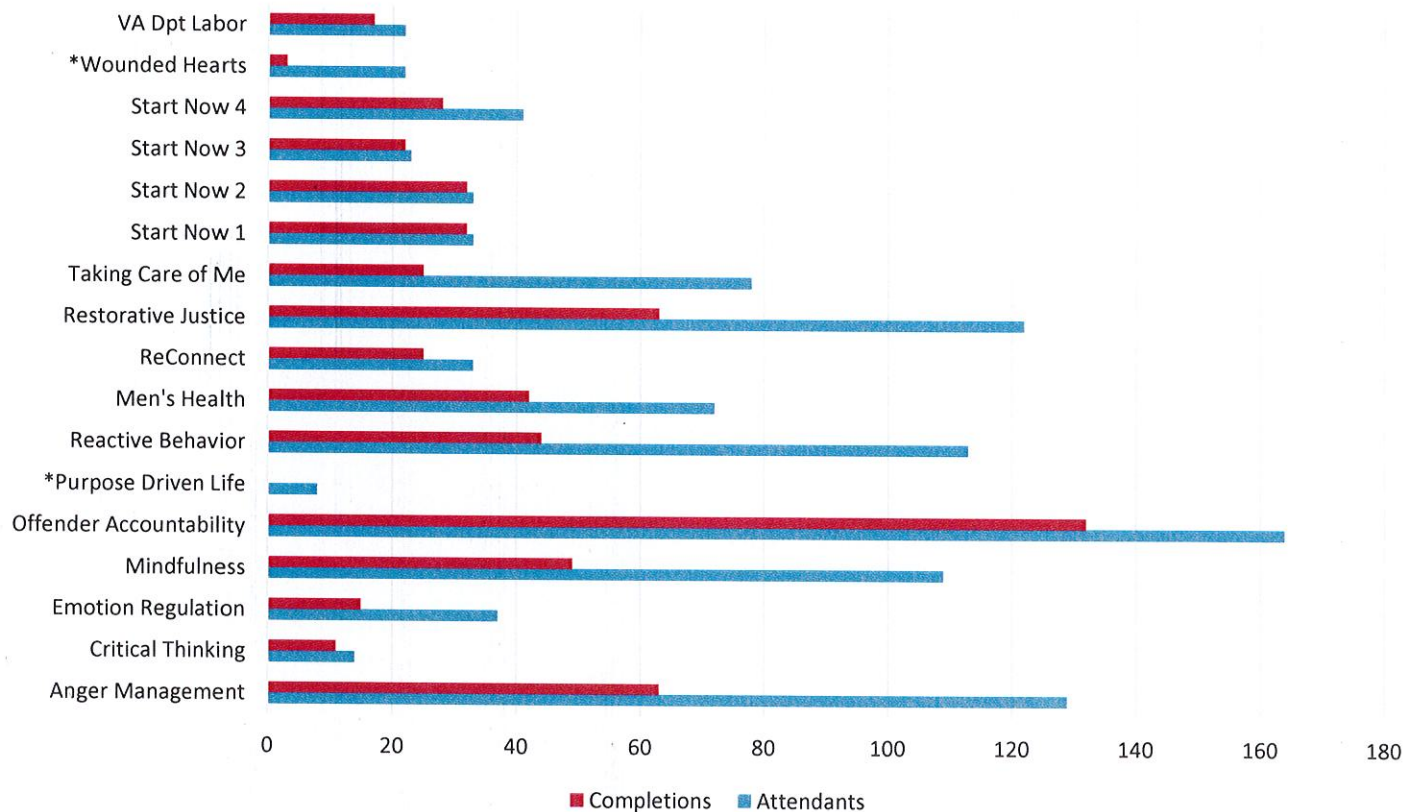
Reading and Language Arts Tests Passed: 3

Mathematics Tests Passed: 1



### Classes Offered

#### Year to Date Class Attendance & Completions



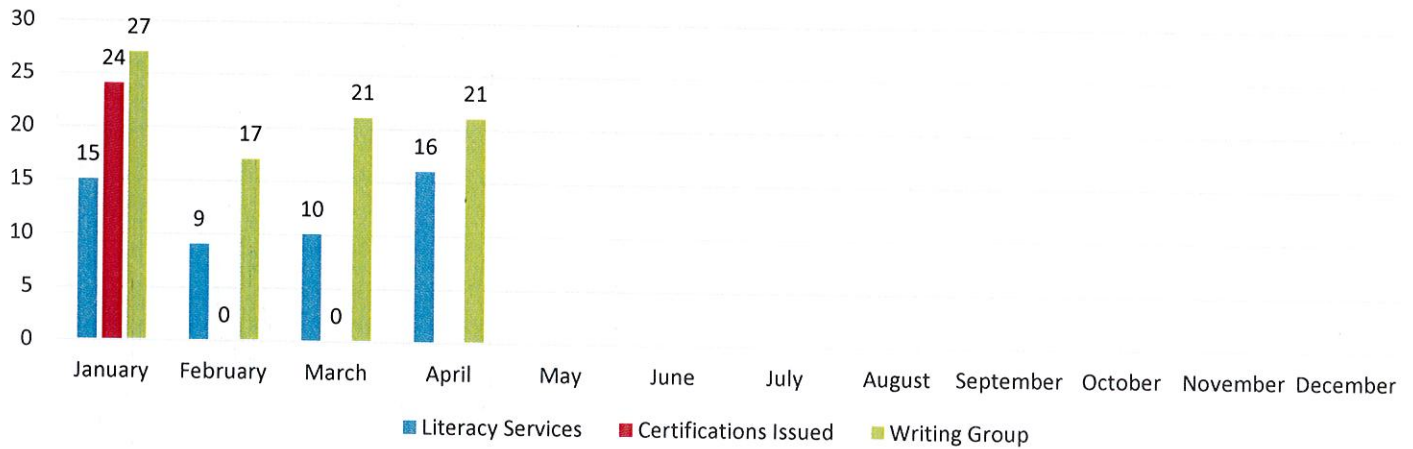
\*Classes offered through Good News Ministries

#### Classes and Activities

DCDC provides multiple structured classes to individuals in Therapeutic Communities. See attached activity calendar for March.

- DCDC has multiple volunteers providing the following support groups weekly to individuals in custody: AA, NA, AlAnon, CA, Peer Support
- Lutheran Family Services has initiated parenting support through their Fatherhood Initiative Project. They will also be providing a Nurturing Fathers class in the near future.
- DCDC has been completing a review of current classes offered. Class types and opportunities will be adjusted based on current population needs.

## Educational Services



### Educational Activities

- Literacy Services are provided by Learning for All
- Trade Certifications are issued by the Nebraska Safety Council (Forklift Certification)
- Writing Group is facilitated by the DCDC's Educational Services.
- DCDC was able to get GED testing accommodations for two individuals.
- There are three individuals in restricted housing participating in GED.
- Education Services continues to work with individuals in custody to development a monthly facility wide newsletter.
- DCDC's educational supervisor arranged to have one female enroll in the credit recovery program at Alpha School so she can work towards her high school diploma.
- Six females participated in the Women's poetry group in March
- Nine males participated in the Men's poetry group in March.

**RECOMMENDATIONS:** The need for Substance Use Disorder evaluations continues to be greater than the current available resources. There is a need to secure additional resources to help alleviate the current waiting list.

**DOUGLAS COUNTY DEPARTMENT OF CORRECTIONS**  
Commissioner's Report for Corrections

**SUBJECT:** Accreditation

Enclosure 3

**BACKGROUND:** No change.

**DISCUSSION:**

- Documentation collection for year three of the audit cycle has begun for both the Criminal Justice Center and Main Jail facility. The reaccreditation audit for both the Main jail and CJC is scheduled for October 30<sup>th</sup> – November 3<sup>rd</sup> 2023.

133 of 383 ALDF (Main Jail) standards have been reviewed and are complete and ready for the onsite audit.

96 of 251 ACRS (Criminal Justice Center) standards have been reviewed and are complete and ready for the onsite audit.

- Outcome measures numbers continue to be collected for both facilities.

**RECOMMENDATIONS:** None at this time.

**ENCLOSURES:** None.

**DOUGLAS COUNTY DEPARTMENT OF CORRECTIONS**  
Commissioners' Report for Corrections

**SUBJECT:** Personnel Report

**(Enclosure 4)**

**BACKGROUND:** No change

**DISCUSSION:** The following staff received special recognition:

**Service Awards:**

**Twenty Years:**

**Captain Leon Valquier**

**COII Promotion:**

**James Barnett**

**April 4, 2023**

**RECOMMENDATION:** None

**ENCLOSURES:** None



# **DOUGLAS COUNTY DEPARTMENT OF CORRECTIONS**

## **Executive Summary**

**SUBJECT:** Facility Populations

**BACKGROUND:** We continue to collect census data.

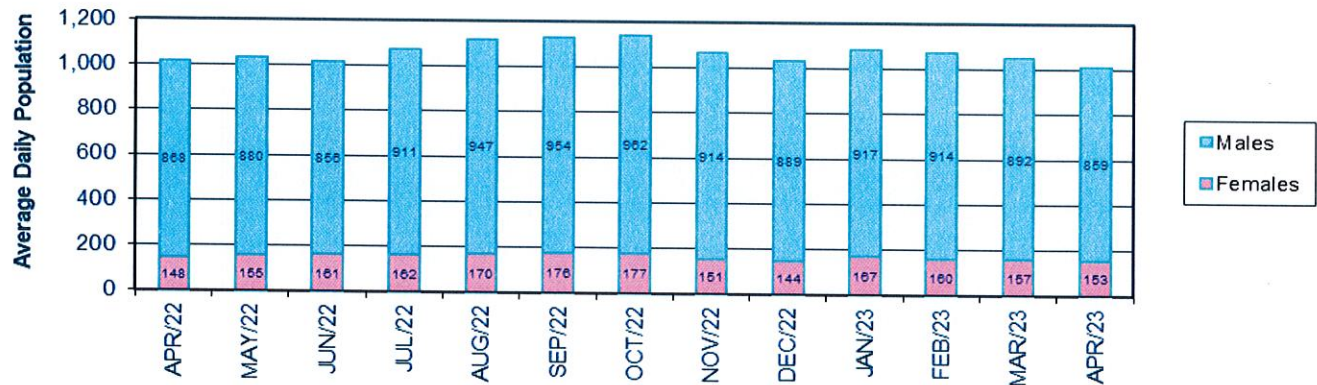
**DISCUSSION:** This month the average population has decreased and is consistent with prior year trends. The average population for the month was 1011. Our low was 986 on the 26th. With a high of 1035 on the 2<sup>nd</sup> and 16th. U.S. Marshal Population increased this month. Felony pre-trial population decreased and the percentage of the population decreased. The female population decreased this month and is consistent with prior year trends. The high female population was 163 on the 10th. The low was 141 on the 27th. Total admissions for the month were 1268 and 1271 were released from custody. Custodial Sanction days served this month was 63 bed days.

**Community Corrections** – Community Corrections continues to play a strategic role in helping keep the jail population down. Work Release, Reentry Assistance Program and House Arrest populations decreased this month.

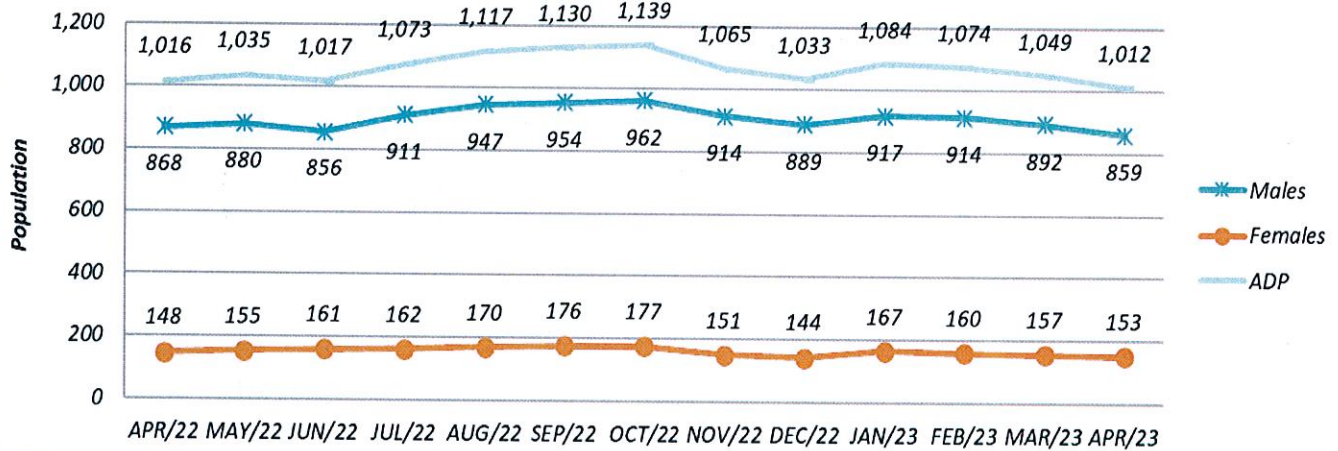
**ENCLOSURES:** Statistical Graphs

# Douglas County Department of Corrections

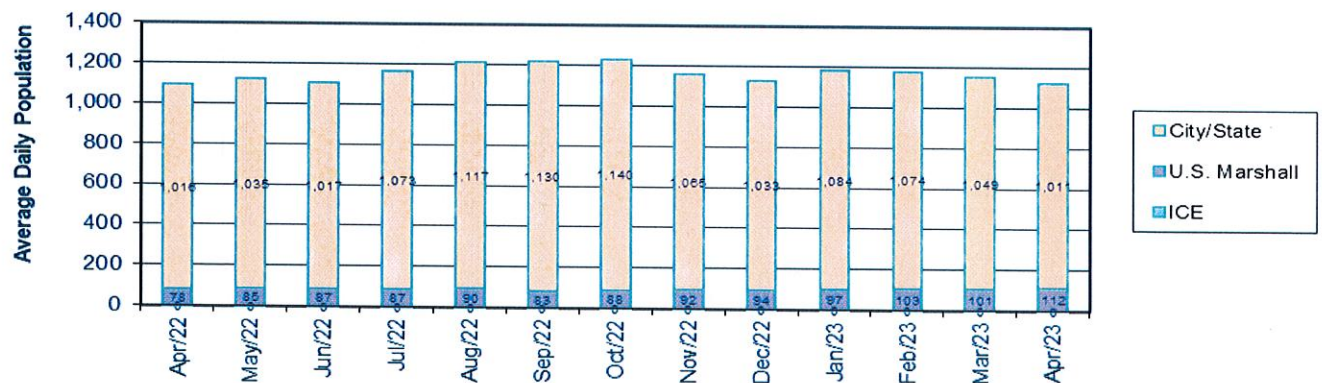
## Correctional Center



## Population History

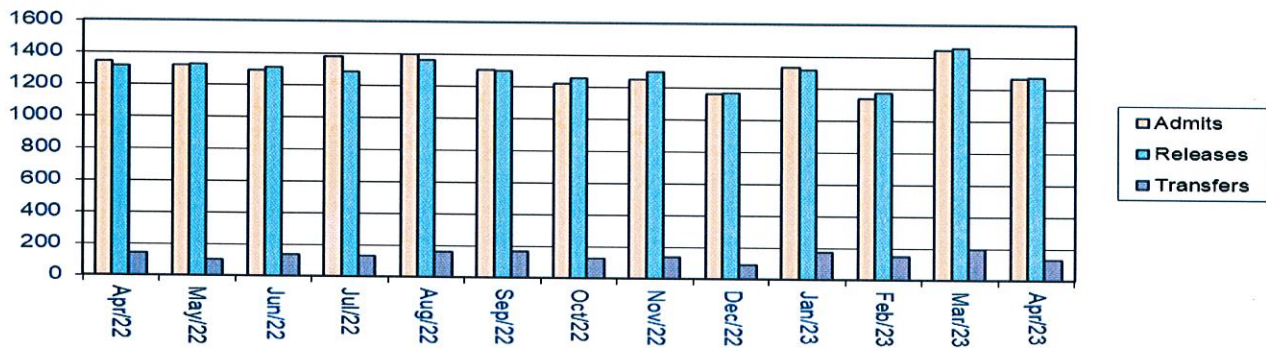


## Correctional Center Contract

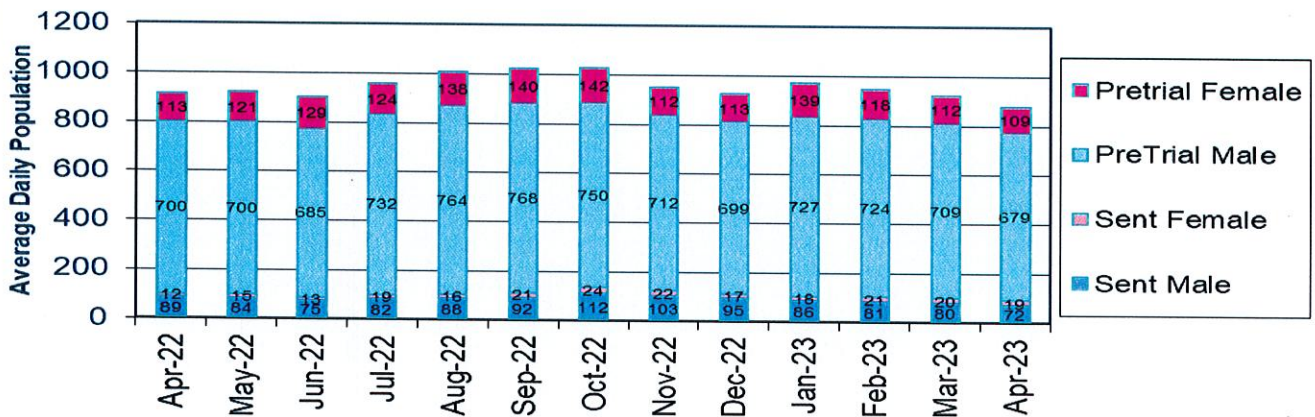


## Douglas County Department of Corrections

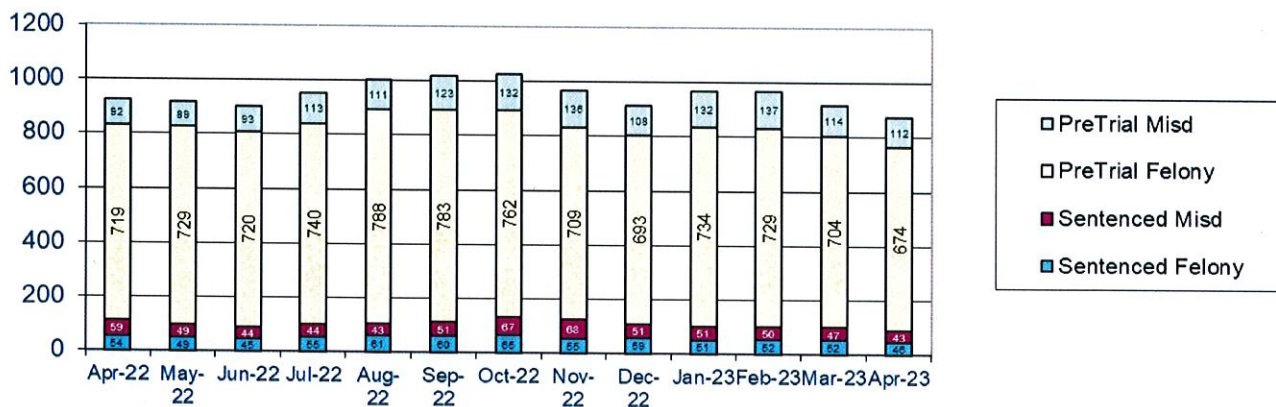
### Monthly Admissions & Releases



### Monthly Corrections Sentenced/Pretrial



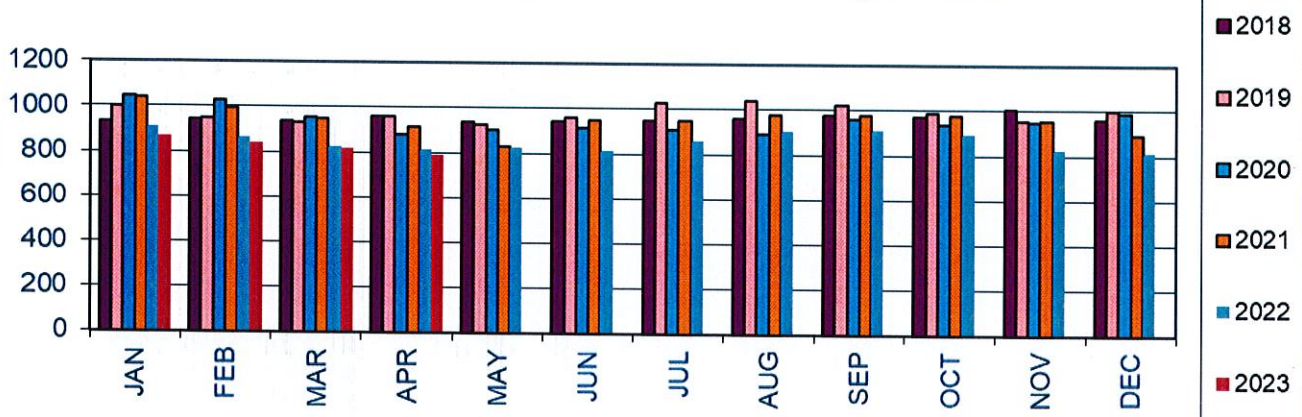
### Average Felony & Misdemeanor Jail Population



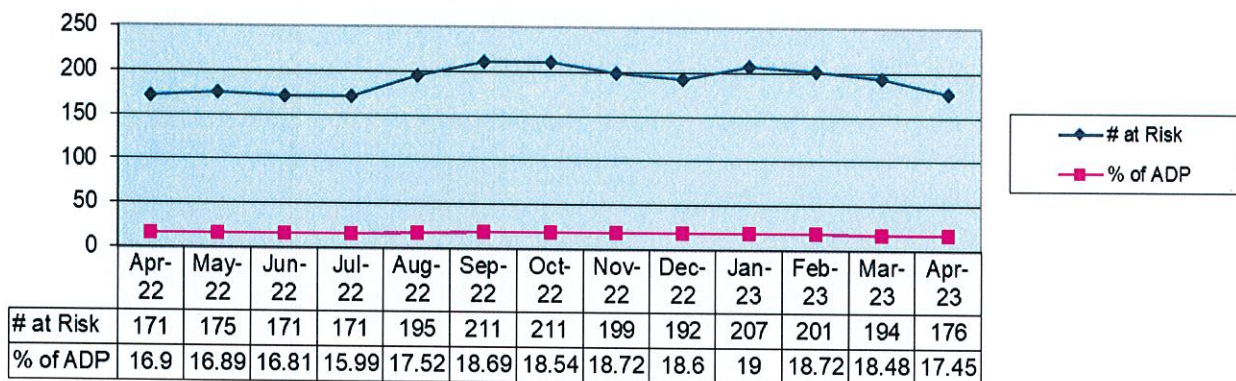


# Douglas County Department of Corrections

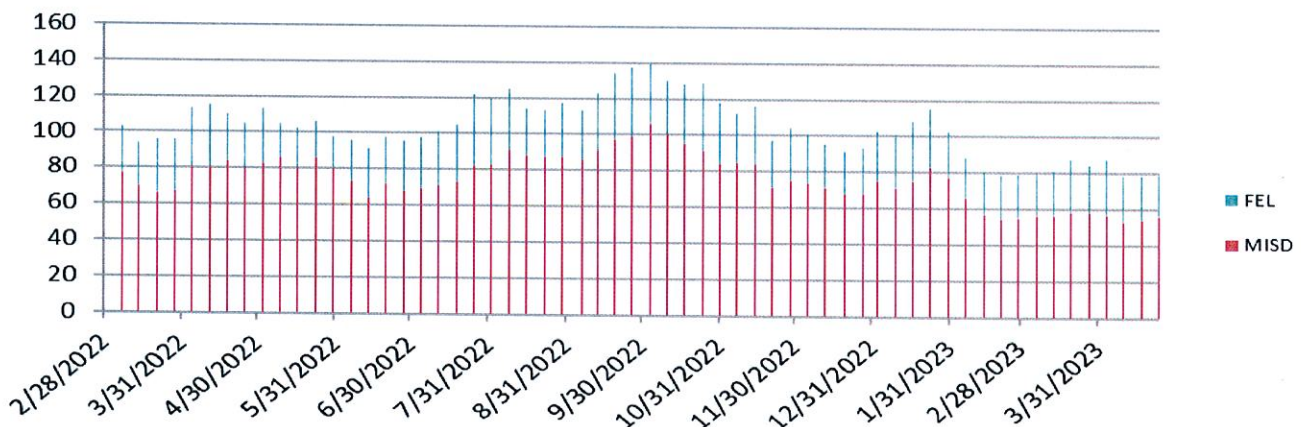
## Monthly Comparison Pretrial Population



## Corrections Homeless Risk



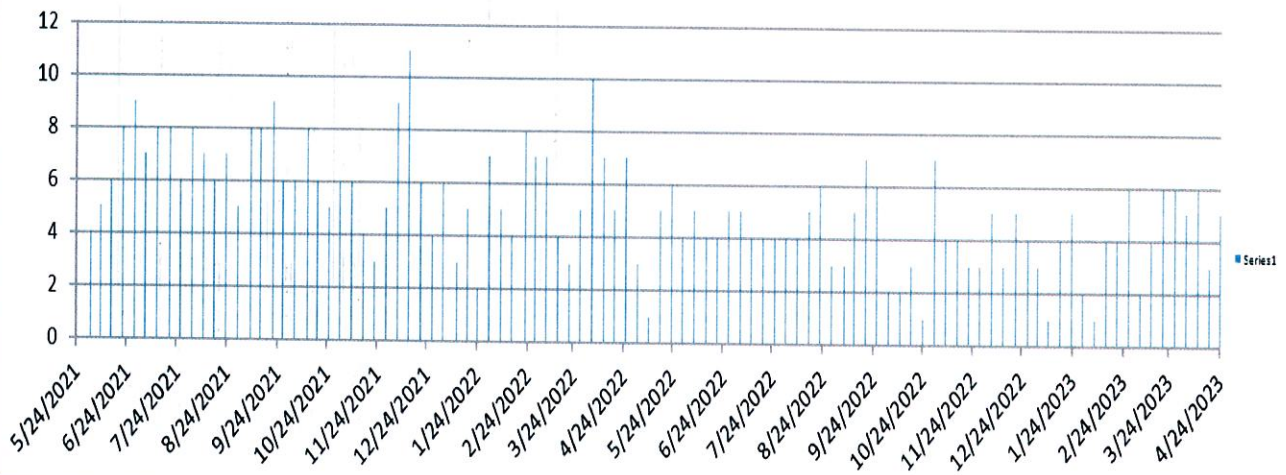
## Probation Violators @ DCDC



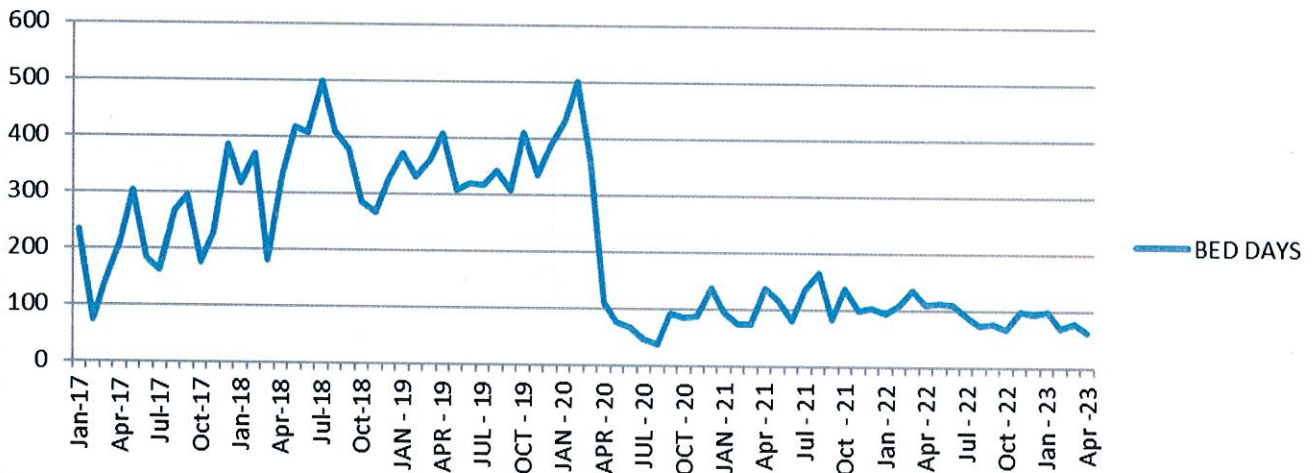


## Douglas County Department of Corrections

### # of I/M's Serving Custodial Sanction Days

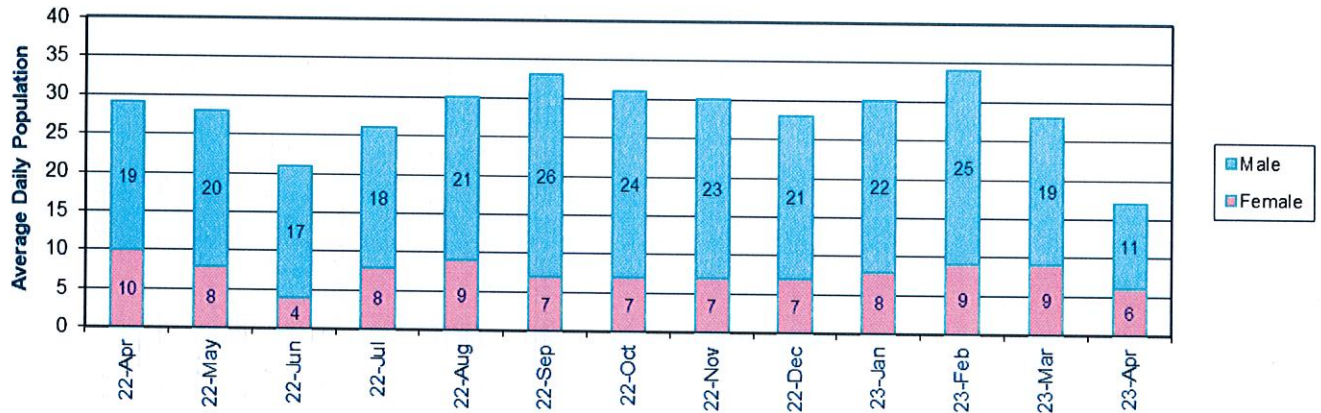


### CUSTODIAL SANCTION BED DAYS 2017-2023

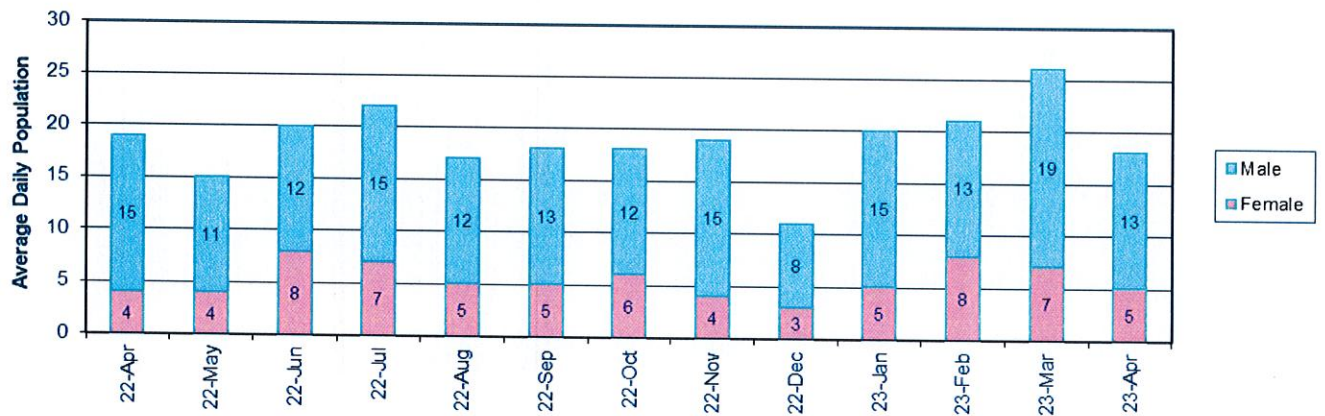


## Douglas County Department of Corrections

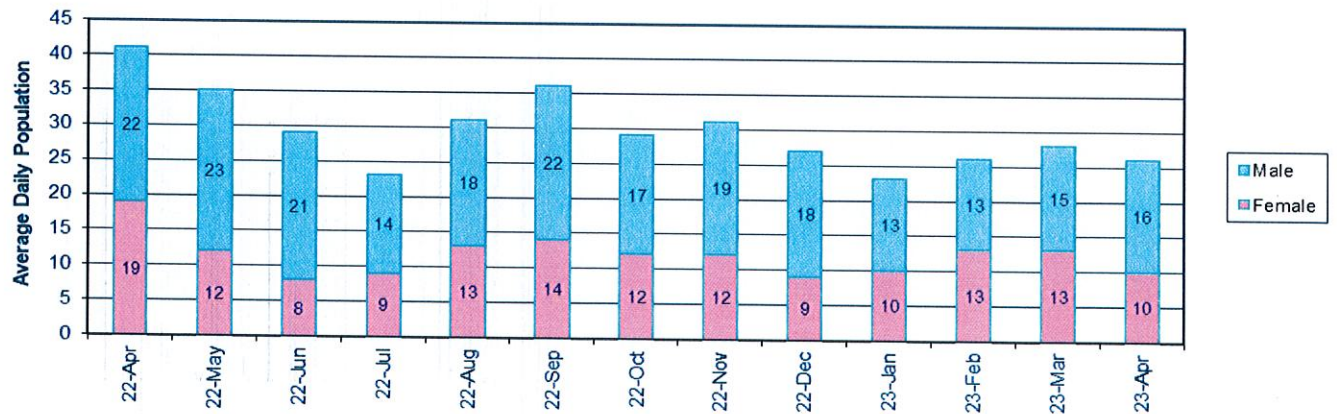
### House Arrest



### Work Release



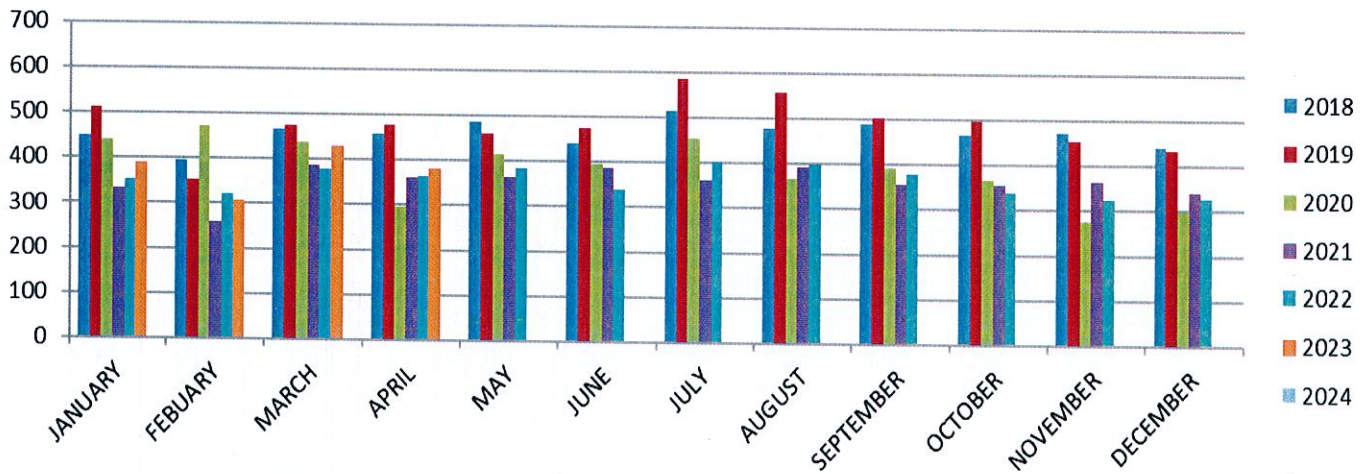
### Re-Entry Assistance



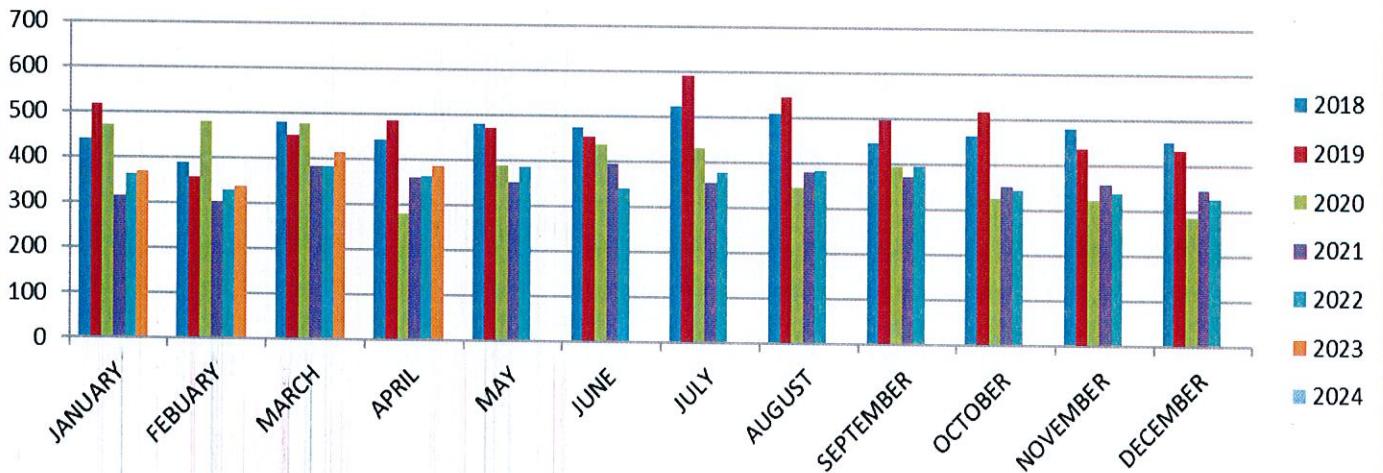


## Douglas County Department of Corrections

### FEMALE ADMITS



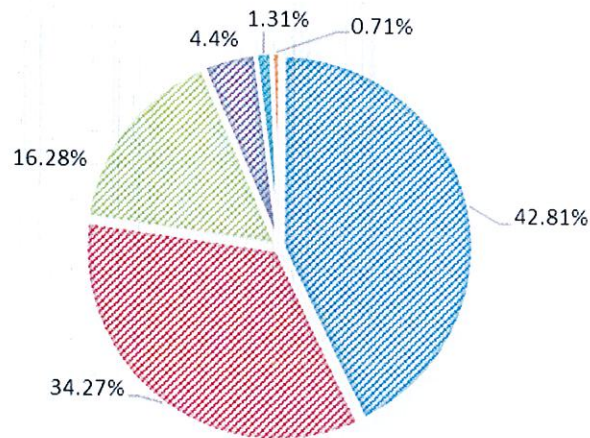
### FEMALE RELEASES



## Douglas County Department of Corrections

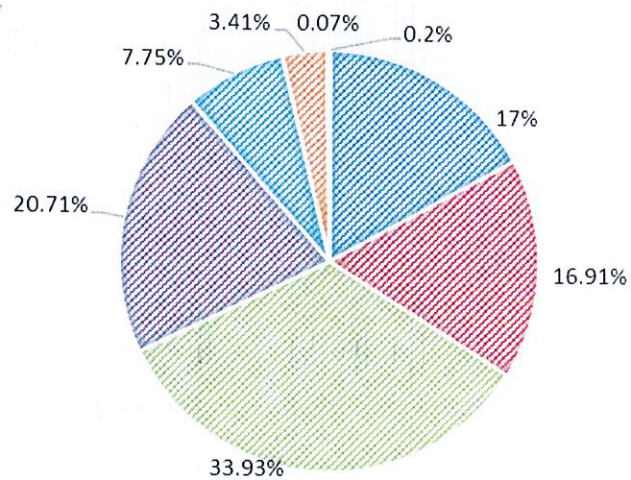
### APR 23 RACE DEMOGRAPHICS

■ BLACK ■ WHITE ■ HISPANIC ■ INDIAN ■ ASIAN ■ OTHER



### APR 23 % AGE DEMOGRAPHICS

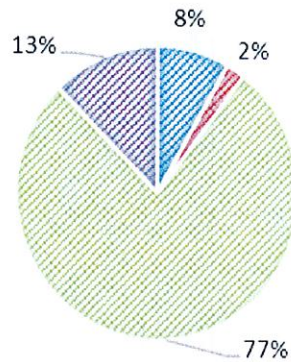
■ 18-24 ■ 25-29 ■ 30'S ■ 40'S ■ 50'S ■ 60'S ■ 70'S ■ 79+



Douglas County Department of Corrections

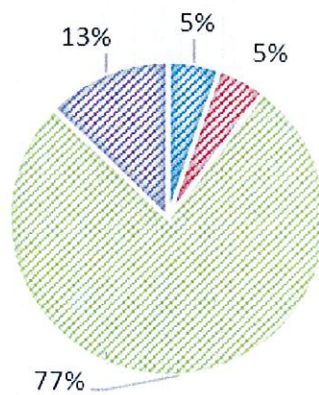
APR 23 SENT/PRETRIAL MALE  
& FEMALE

■ Sent Male ■ Sent Female ■ PreTrial Male ■ PreTrial Female



APR 23 SENT/PRETRIAL  
FELONY & MISD

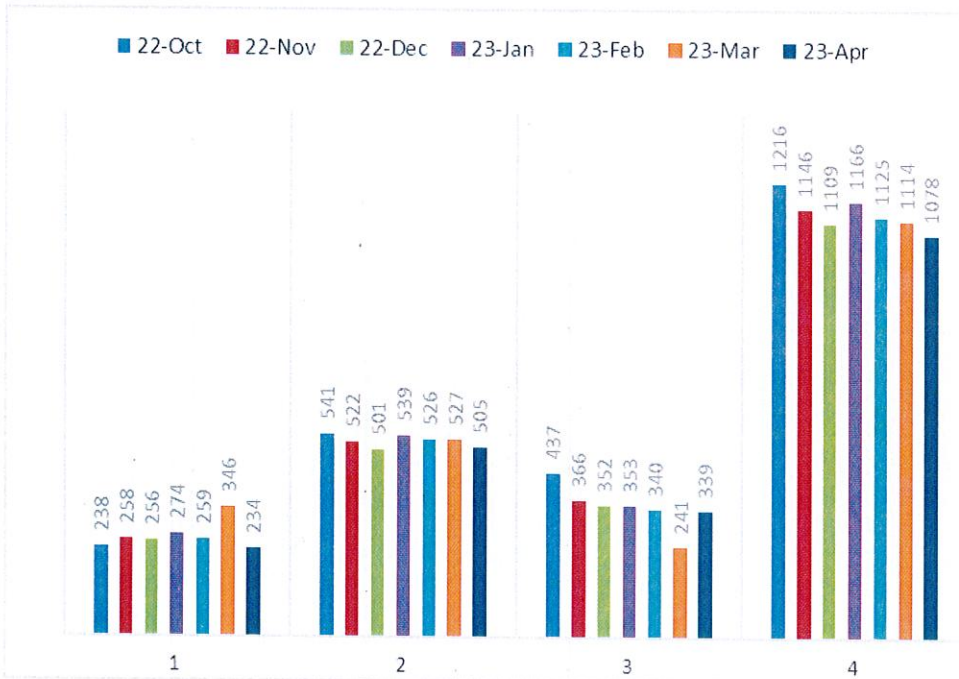
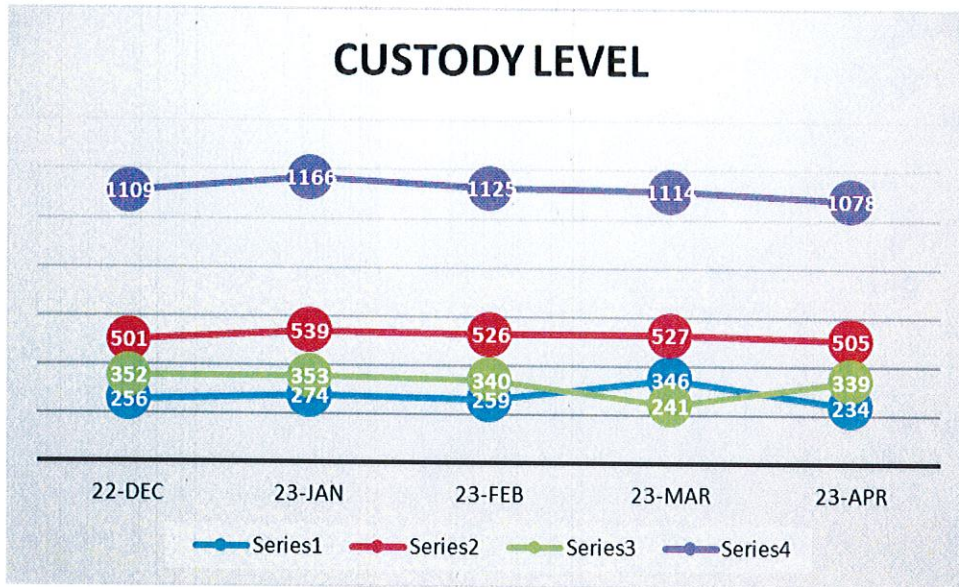
■ Sent Fel ■ Sent Misd ■ PreTrial Fel ■ PreTrial Misd





# Douglas County Department of Corrections

## CUSTODY LEVEL



# DOUGLAS COUNTY DEPARTMENT OF CORRECTIONS

## Commissioner's Report for Corrections

**SUBJECT:** Medical/Mental Health Report – **March 2023**

Enclosure 6

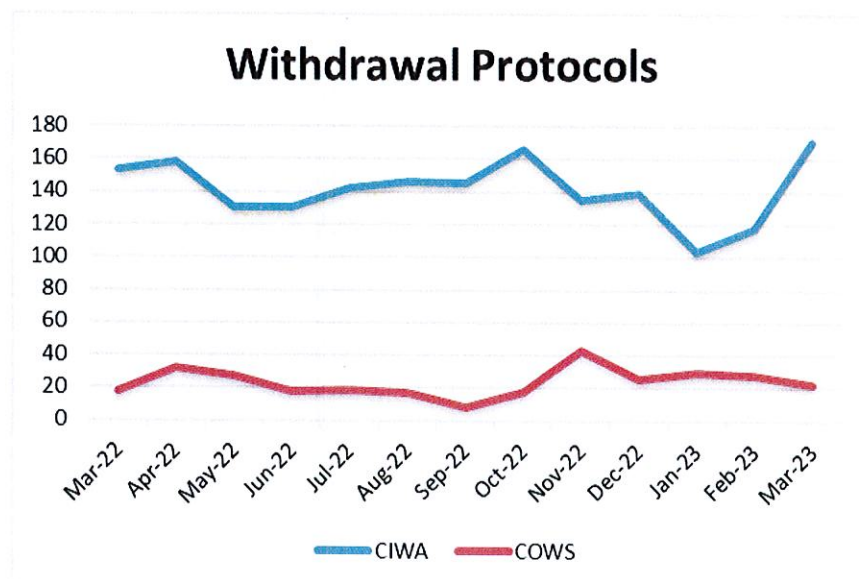
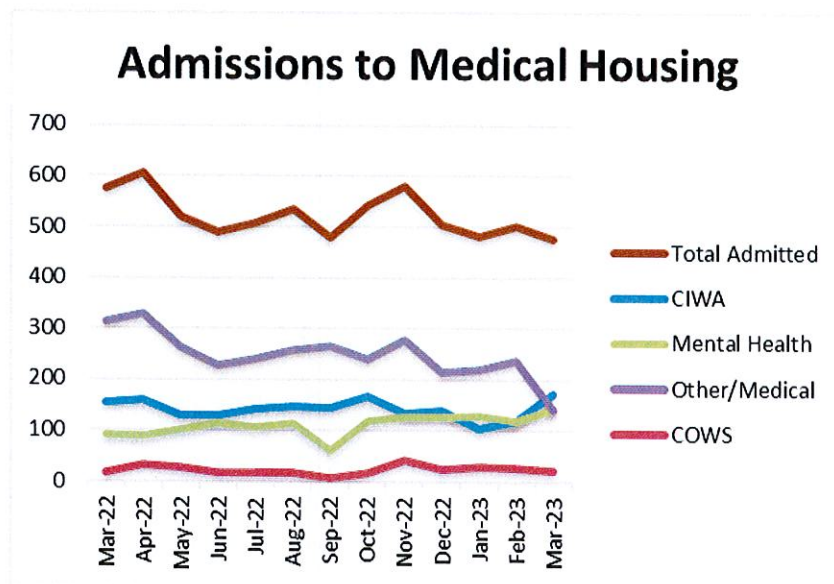
**BACKGROUND:** Information is provided as requested by the Board.

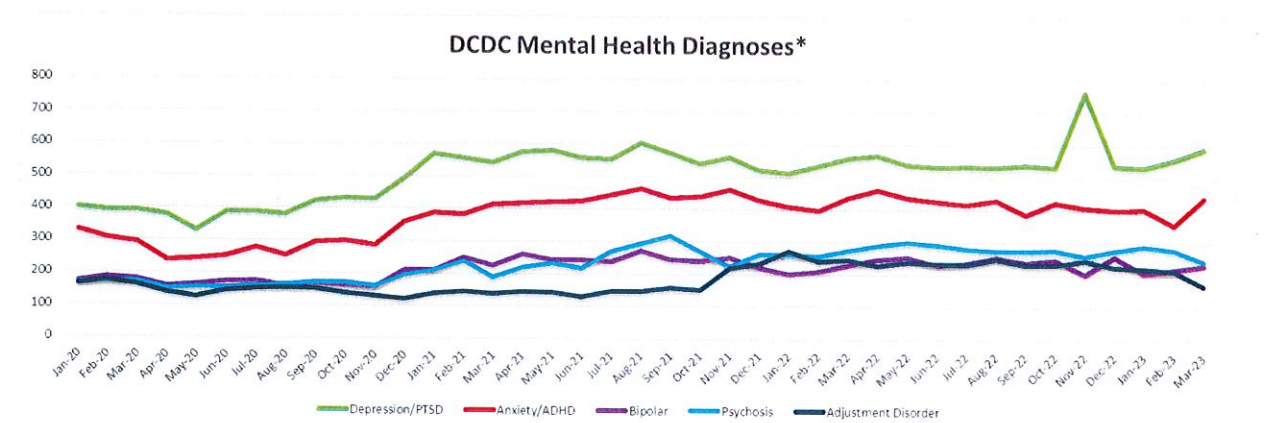
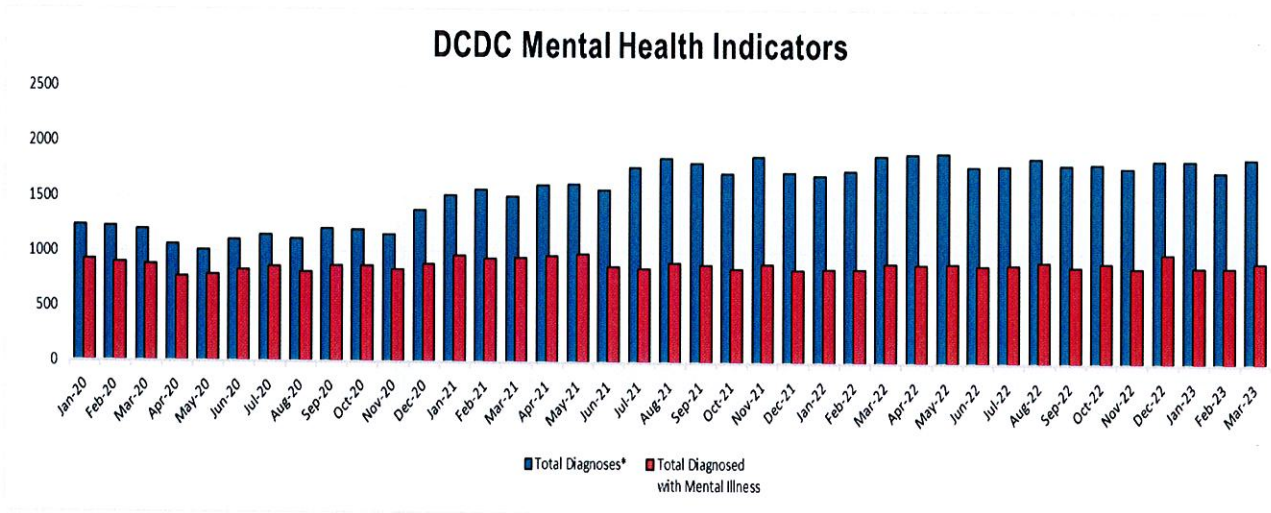
**DISCUSSION:** A monitoring review of the Douglas County Department of Corrections contracted medical activity was completed for March 2023. Admissions to medical housing includes CIWA (clinical alcohol withdrawal) and COWS (clinical opiate withdrawal). Mental Health Indicators and Diagnoses graphs are also attached. Monthly averages are from 2022.

<b>Clinical Activity</b>	<b>March</b>	<b>Monthly Average</b>
Average Daily Population	1051	1071
Intake Screenings	1442	1069
Sick call - Total	1304	939
Sick call - Nurses	1162	774
Sick call - Mid Level	63	92
Sick call - Physician	79	72
Chart Review- MD/APRN	6406	5172
Non-Scheduled Walk-ins	98	80
Health Assessments (H&P) Main Jail	348	348
Health Assessments (H&P) CJC	40	14
Dental Screening Exams – Dentist	79	83
<b>Special Needs/Chronic Care Clinics</b>		
Asthma/COPD	40	23
Diabetics	21	14
Hypertension/Cardiovascular	92	55
Pregnancy	1	2
Total chronic care visits	293	157
Blood Pressure Clinic	456	129
<b>Off-site Services</b>		
Emergency room visits	23	22
Ambulance transports	13	8
CO Transports (Emergency Room)	10	13
Hospital Admissions	5	7
Off-Site Hospital stays (days)	14	29
Specialty consultations/visits	46	52
Medical Refusals (prior to booking)	7	4
<b>Mental Health</b>		
Total Assessments - Psychiatric Provider	322	331
Total Assessments - Mental Health Professional	505	373
Medical Discharge Planner Referrals	vacant	328
Inmates Diagnosed with Mental Illness	880	902
Mental Illness ( <i>special needs</i> )	65	33
Inmates on Psychiatric Medications	655	623
Long Term Psych Facility Transfers (LRC)	1	5
Board of Mental Health Petitions	23	5

## DCDC Admissions to Medical Housing

	Mar-22	Apr-22	May-22	Jun-22	Jul-22	Aug-22	Sep-22	Oct-22	Nov-22	Dec-22	Jan-23	Feb-23	Mar-23	Total
CIWA	153	158	130	130	142	146	145	166	135	139	103	118	171	1836
COWS	18	32	27	18	19	17	8	18	43	26	30	28	23	307
Mental Health	92	89	100	114	107	115	62	119	127	126	130	118	141	1440
Other/medical	313	328	262	228	240	257	265	239	277	214	220	238	141	3222
Total Admitted	576	607	519	490	508	535	480	542	582	505	483	502	476	6805





\*An individual may have more than one diagnoses.



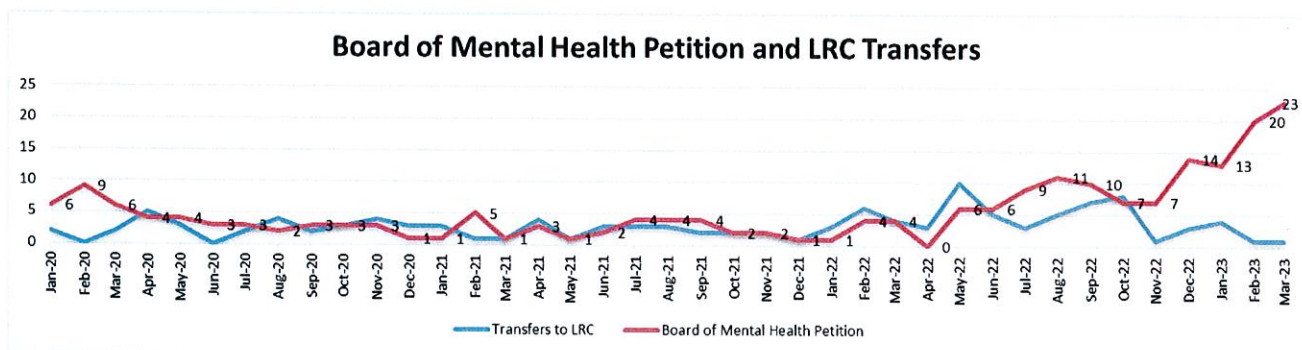
# DOUGLAS COUNTY DEPARTMENT OF CORRECTIONS

**SUBJECT:** Mental Health Services Monthly Summary: **March 2023**

Enclosure 7

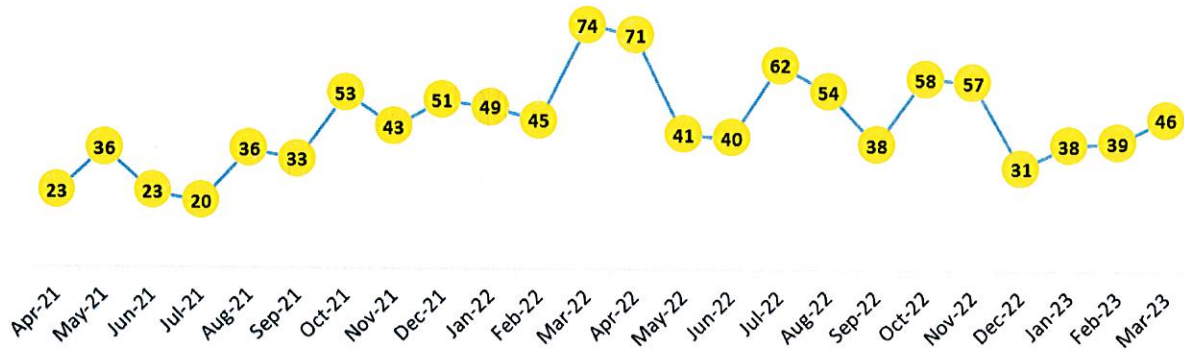
DCDC BASED MENTAL HEALTH SERVICES	Current Month	Year to Date
<b>Inmates Diagnosed with Mental Illness</b> <i>Total number of inmates incarcerated with identified mental health diagnoses</i>	922	2687
<b>Initial Mental Health Assessments</b> <i>Inmates seen by a Mental Health Professional (LMHP) for an initial assessment including those that have returned to the facility outside of 3 months since last assessment</i>	223	706
<b>Initial Psychiatric Assessments</b> <i>Inmates seen by a Psychiatric Provider for an initial assessment including those that have returned to the facility outside of 3 months since last assessment</i>	148	426
<b>Follow-up Mental Health Assessments</b> <i>Follow up with inmates by a Mental Health Professional (LMHP)</i>	282	556
<b>Follow-up Psychiatric Assessments</b> <i>Follow up with inmates by a Psychiatric Provider regarding medications, mental status and chart reviews</i>	174	1095
<b>Inmates Prescribed Psychiatric Medications</b> <i>Inmates on psychotropic medications in the current month</i>	655	1290
<b>Mental Health Infirmary Placements</b> <i>Inmates placed in Infirmary for suicide watch/behavioral watch</i>	141	389

Petitions and Transfers	Current Month	Year to Date
Board of Mental Health Petitions	23	56
Long Term Psychiatric Transfers (Lincoln Regional Center)	1	6

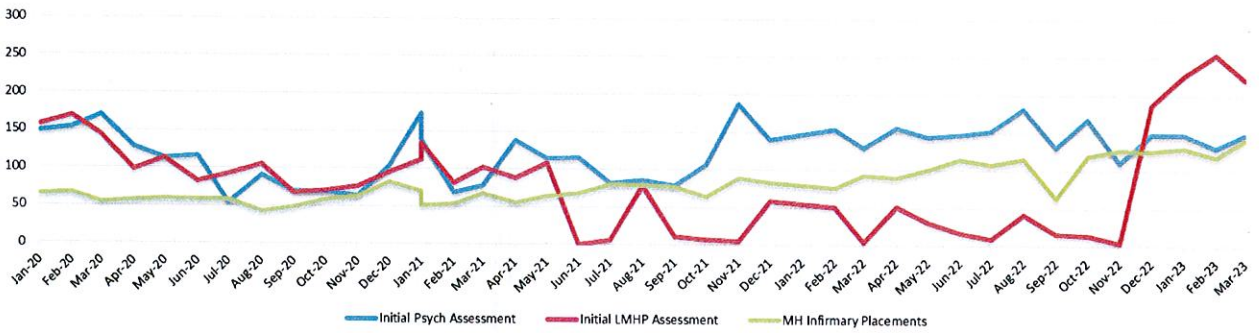




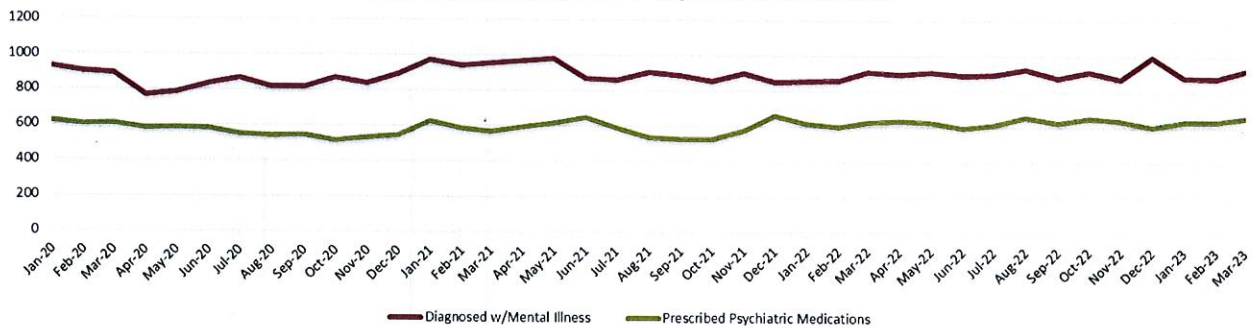
## OFF-SITE SPECIALTY CONSULTATION APPOINTMENTS



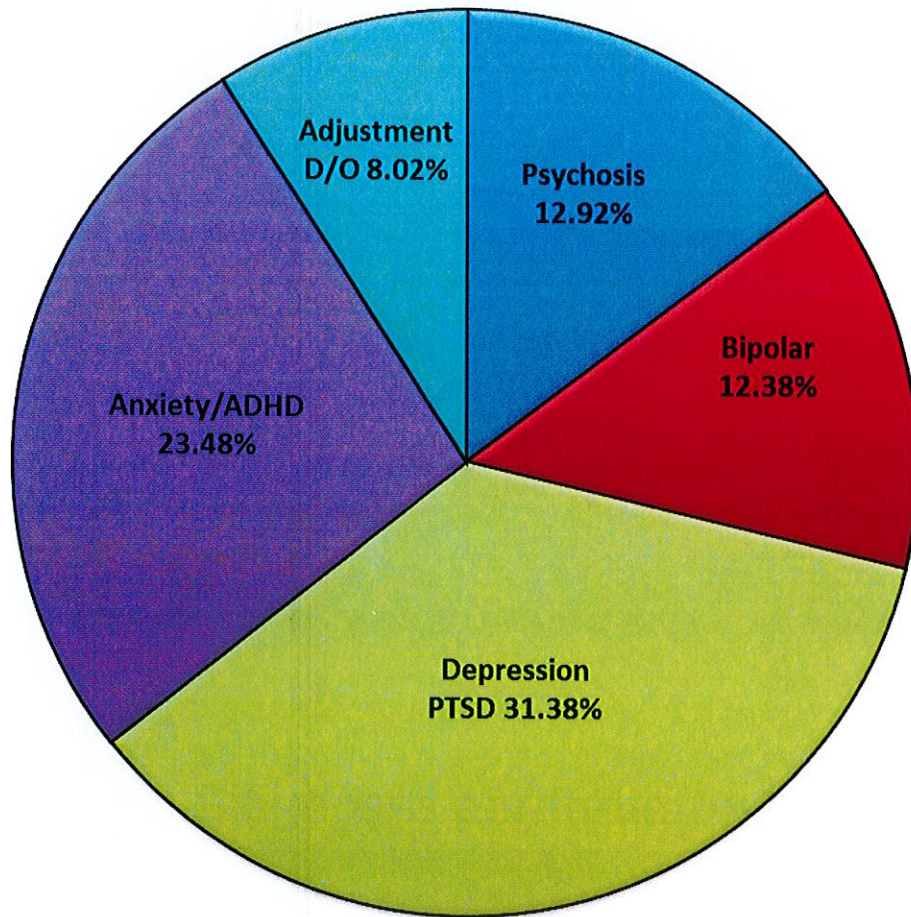
## DCDC Mental Health Services



## Mental Health Diagnosis & Psychiatric Medication



# Mental Health Diagnostic Percentages March 2023



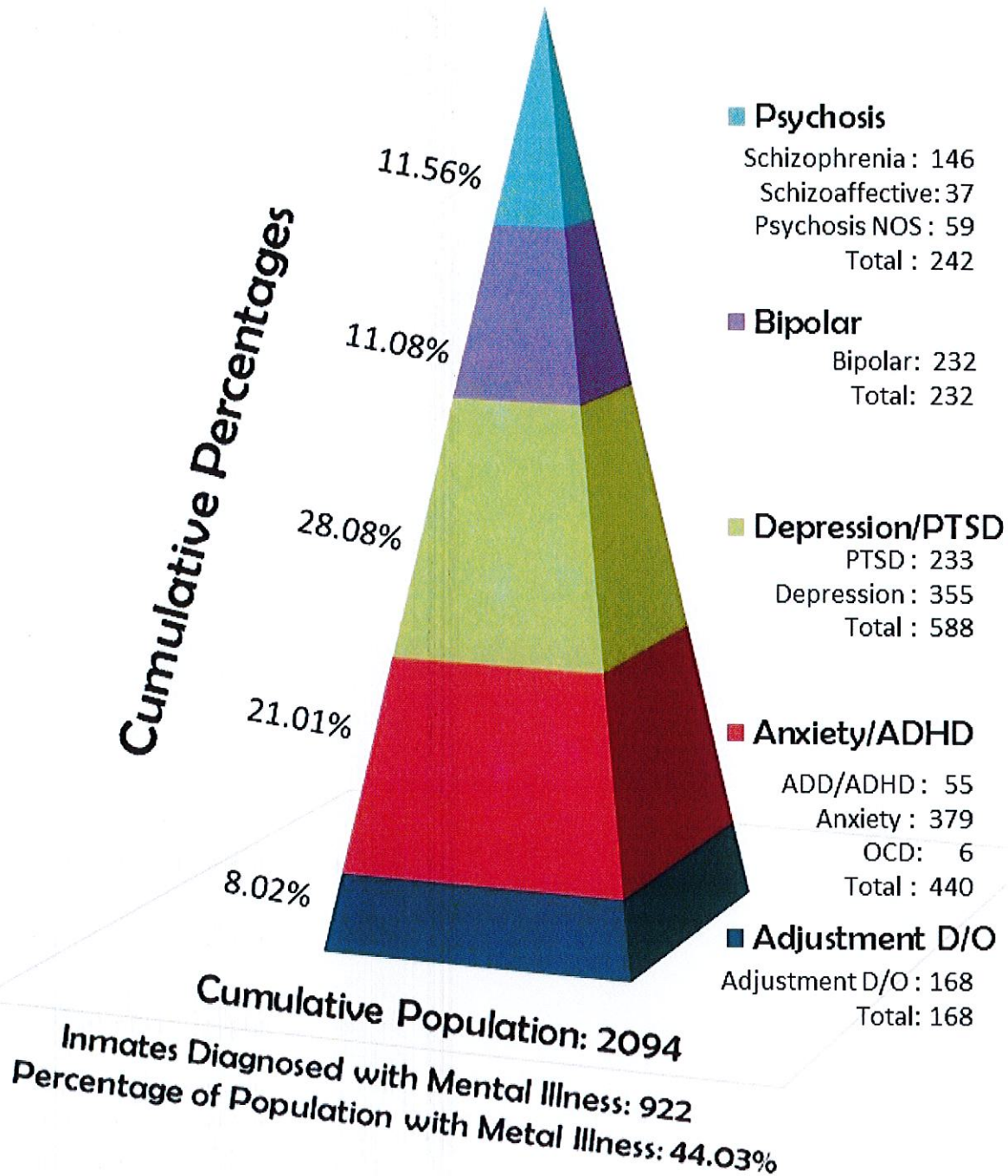
**Inmates Diagnosed with Mental Illness: 922**

**Total Mental Health Diagnoses: 1874**

**Average Diagnoses per Inmate: 2.27**

# Mental Health Acuity

## March 2023





## **CNT – Crisis Negotiations Team**

Training- No training conducted this month

Deployments-The Crisis Negotiations Team (CNT) was eight times during the month of April. With the exception of one, the correctional objective was met in each deployment without force. Dates of deployments and a brief synopsis of each deployment is listed below.

- 4/6/2023 – Deployed to assist Mental Health with an individual that was refusing medical care. Negotiators and the Mental Health Coordinator spoke with the individual about the importance of taking the prescribed medications. After the conversation, the individual agreed to take the medication that was being offered to them.
- 4/6/2023 – Deployed to speak with an individual in Administrative Confinement that had barricaded himself in his room. Negotiators made contact with the individual to attempt to de-escalate the situation. After several attempts the individual continued to be non-compliant. Negotiators continued to speak with the individual until they were relieved by C.E.R.T.T..
- 4/14/2023 – Deployed to speak with an individual in the hospital that was refusing to cooperate with medical staff. Negotiators made contact with the individual and spoke with them at length in attempt to get him to comply with medical staff but the individual refused stating that he was terminal and wanted to die. Negotiators continued to speak with the individual until they were relieved by an outside law enforcement agency.
- 4/19/2023 – Deployed to speak with an individual on Administrative confinement that had covered his windows. After making contact, Negotiators were able to gain compliance through communication and complete the correctional objective without force or injury.
- 4/20/2023 – Deployed to speak with an individual with dementia who was refusing to go to a doctor's appointment. The individual was confused and thought that he was being taken somewhere else. Negotiators were able to gain compliance through communication and complete the correctional objective without force or injury.
- 4/21/2023 – Deployed to help facilitate the relocation of several individuals with special needs from one unit to another. Negotiators were able to use communication and connection to gain compliance and complete the correctional objective without force or injury.
- 4/25/2023 – Deployed to assist with an individual on Administrative Confinement that needed to be transported to the hospital. Negotiators made contact with the



individual and explained what was going to happen and why. Negotiators were able to de-escalate the individual to the point where they complied with instructions given by C.E.R.T.T. The two teams working in concert were able to complete the correctional objective without force or injury.

- 4/27/2023 -- Deployed to help facilitate a court appearance for an individual that was refusing to go to court. For this individual, refusing was not an option as the judge had issued an extraction order. Negotiators were able to gain compliance through communication and complete the correctional objective without force or injury.

### **CERTT – Correctional Emergency Response Transport Team**

Training: CERTT met 3 times this month for training in PPCT (Pressure Point Control Tactics), SKD (Spontaneous Knife Defense) and GAGE (Ground Avoidance Ground Escape). These trainings were conducted in three smaller classes to preserve staffing resources. Physical testing was performed on 7 applicants for CERTT.

Deployments: Three deployments during the month of March for a cell extractions.

- 4/4/2023 – Cell extraction passive resistant inmate to facilitate a medical objective (moved to a room with a better line of sight). The mission was successful with minimal force.
- 4/6/2023 -- Cell extraction combative administrative confinement inmate to facilitate a clean the cell of debris and cell windows. The mission was successful with minimal force.
- 4/25/2023 -- Cell extraction on a non-compliant inmate to facilitate transport to the hospital. The mission was successful with minimal force.

### **Honor Guard**

Training- None for the month of April.

Deployments- Honor Guard was deployed 1 time this month.

- 4/4/2023 – Three-person team performed Funeral services for a Mills County Corrections Officer. This was at the request of the family members of the recently departed.

## **Searches**

11 units were searched during the Month of March. Items recovered were primarily modified items used for tattooing. No major contraband items recovered during these searches; Hooch (jail house made liquor), jail made striker (modified battery user to light something or produce heat for tattooing instruments), Magnet, assorted hoarded pills, and a Shank (jail made weapon, primarily used for stabbing),